MUNSTER BOVINE

Collectively Improving Farm Life

Dairy Sires 2026

Index

All efforts are made to ensure the information presented in this brochure is correct. Munster Bovine takes no responsibility for misprints.

Front Cover image: DAM: NEXTGEN FR2385 TERESA 1493 GP 82 - FR9010 (IG)NEXTGEN GIRVIN SRM
Bred by: Keith Kennedy, Clonakilty Ag College, Co Cork

A message from our CEO

Martin Kavanagh
CEO
Munster Bovine

In 2025, the weather was kind to us though Kerry suffered from too much rain at times, and in south and east Munster, the dry conditions meant that there was a pinch when grass growth slowed up. However, right across the territory production was well up, buoyed by a good milk price in the first half of the year.

Beef prices took a significant turn for the better and those farmers who have stuck it out through thick and thin, finally got rewarded for their labours.

This year has ended with a significant fall in milk price that will be extremely challenging for all dairy farmers and we fully acknowledge these challenges that lie ahead. Solids percentages will be key to getting a higher per litre milk price and exploiting any opportunities through milk quality and sustainability bonuses will help with cash flow. Dairy cow numbers nationally have fallen by 2.2% from 2024 and the heifer trade has cooled in spite of a reduction of 60,000 heifers in the system. The milk price is expected to drive more culling and 'passenger' cows will have to go. This is not the year to carry underperforming or high cell count cows. The dairy bull and beef calf is expected to hold value next Spring.

As this catalogue is going to print, there is a positive story in the granting of the three-year conditional derogation extension, reflecting the hard work and effort of farmers and the wider industry to get this over the line.

The presence of midge-borne Bluetongue virus in the north of Ireland is a risk to the national sheep flock and cattle herd. We understand that every effort is being made to limit the extent of the disease and are hopeful the colder temperatures will prevent the virus from replicating rapidly in the midge population.

The Munster Bovine business has grown in the last two years and has seen a significant increase in numbers of dairy herds buying straws for DIY use. There is an increasing demand for DIY courses which the Munster team are very happy to facilitate along with the AI Technician Training Academy. The AI side of the house has increased the number of beef and dairy herds serviced to almost 7,500. Our team of AI Technicians delivered 11,800 serves on May 9th , the peak day; a testament to their commitment and indeed the dedication and hard work of the entire Munster Bovine distribution network.

Sexed semen sales into the dairy herd increased by over 30% in 2025 and the demand for the top EBI bulls sexed was very strong. All in all, 30% of the total number of dairy serves used in AI this year are sexed and just over 50% of the dairy herds availing of the AI service used sexed semen. Amongst Munster's customers, high satisfaction levels and strong conception rates have been experienced this past breeding season. Munster continues to provide 4M sexed semen from our Irish bulls to ensure the best possible conception rates. Early grass makes such a difference, particularly where maidens are concerned and there is a definite increase in conception rates in heifers to sync programmes and sexed when they are well fed and grown properly.

I would advise you to order your sexed semen early as it is expected that sexed from all bulls will sell out quickly in January and February.

Sexed semen has had a further impact by reducing the number of elite bull calves that could be suitable for entering AI. As a result the opportunity to find top genetics in the breeding herd is reducing and it is in all our interests that a proportion of your elite cows are mated to conventional semen. Munster Bovine, through our genetics team, continuously reviews the authorised genetic data to discover these elite cows and propose matings to generate the next generation of high genetic merit male stock. Getting the best genetics is a numbers game so the more that are bred the better. If you are contacted by our team for a 'contract' mating, it is of great benefit to the future breeding programme if you respond and have the cow inseminated to one of the suggested bulls.

The National Cattle Breeding Centre (NCBC) purchase 120 dairy calves each year from a probable list of over 100,000 calves and ultimately deliver approximately 40 to the stud to be tested through the Gene Ireland programme. This establishes the root stock for the following season. Bulls are selected both on their genetic merit but also on their ability to produce fertile semen. NCBC ruthlessly weed out bulls that do not meet the criteria to ensure high conception rates. This catalogue is reflective of the intensive work done behind the scenes to provide a wide selection of bulls deliberately chosen for high solids production and the generation of long lived cows for our grass based system. There are extensive Outcross, Health, Strength, and Daughter Proven panels as well as panels of the most recent sires selected for their outstanding EBI and production figures.

This year when milk price is low it is even more important to ensure that every cow in the herd breeds a calf of value both dairy replacement and beef. This year alone the milk recording service have recorded 600,000 cows in over 5,000 herds. The results generate real value as this is the only way to make sure that every cow in the herd is expressing their worth. Finding the top cows to breed for replacement and the lowest performing cows to breed to beef is only possible by having milk records. Our sales team can go through this information with you and pick out the most suitable cows for breeding to the best bulls for your herd. In addition, there is a simple 'Breeding Decisions' tool on FarmOps that ties in the genetic and milk recording information and makes the job of cow selection easier.

As you are aware, there has been a change to EBI reflecting a base change and evaluation update. On page 8 there is an overview of these changes and how to use the new numbers to help select the bulls for your herd.

In 2025, 44% of the AI serves in dairy herds in the Munster catchment were to beef. The selection of dairy beef bulls for easy calving, short gestation and for a high CBV calf crop is now becoming as important as sire selection for dairy.

Munster Bovine with Progressive Genetics supplied the top 7 most used dairy beef bulls in the country in 2025, including Lord Horatio AA6682 the top selling Angus and the top selling Hereford, Nijinsky HE9382. Also, the top selling Belgian Blue (Stef BB8496) came from our catalogues.

This year NCBC have produced for Munster Bovine and Progressive Genetics the top 6 Angus on Dairy Beef Index (DBI), the number 1 and 2 top Herefords on DBI, and the top Belgian Blue, Charolais and Aubrac.

Munster Bovine is clear that there is continuous investment needed in new breeding technologies, in milk recording and in data management systems so the service continuously improves and remains fit for purpose in the coming decade. Initiatives like Genocells, the continued growth in the use of FarmOps, Herd Health testing and reporting, investment in research and development of metering systems, and selecting and buying beef and dairy animals that fit our needs in sustainable grass fed systems continue to drive our investment plans.

While the current volatility in the dairy markets is creating significant problems, we need to look ahead and make sure Munster Bovine as an organisation continues to grow and develop competitive services that meet your needs.

As always, I want to recognise and express my appreciation for the hard work and dedication of the AI technicians, the milk recording contractors, the EDIY technicians and the team of sales, administration, technical and management personnel that make the Munster Bovine business work for you.

Finally, I want to thank you, the farmers, for your ongoing custom and support. I appreciate the work done by you to make the job of AI and milk recording on the farms as safe as possible for all of our contractors. I look forward to 2026, when hopefully the weather gods will be favourable and we all have a safe and successful season.

Trait Ranking

	Code	Name	Prod SI	Pg
Top Prod SI	FR1449	DENOVO 16703 PERCY-ET	116	60
	FR2790	HUL-STEIN NACHO	115	59
	FR2534	(IG)PARKDUV MAGICAL	112	22
	FR2500	(IG)MORTALSTOWN MATISSE	105	25
	FR1958	(IG)KILVURRA GRASSLEAF SRM	104	36

	Code	Name	EBI	Pg
Top EBI	FR2537	(IG)CREFOGUE TOPBIKE SRM	327	40
	FR2592	(IG)COOLANAGH NOBELMAN SRM	296	38
	FR8709	(IG)OLCASTLETOWN MOJO	285	30
	FR2571	(IG) BALLINARD MIXTO SRM	285	39
	FR2575	(IG) KNOCKNASEED ETALON SRM	284	66

	Code	Name	Fert SI	Pg
Top Fert SI	FR2537	(IG)CREFOGUE TOPBIKE SRM	175	40
	FR1191	(IG)GEATABAN STEVO	141	23
	FR2533	(IG)BUNACLOY FANTASY	137	25
	FR9010	(IG)NEXTGEN GIRVIN SRM	129	37
	FR2575	(IG) KNOCKNASEED ETALON SRM	128	66

	Code	Name	Health SI	Pg
Top Health	FR2569	(IG)CARRIGMEAL STAMFORD	32	33
	FR7929	(IG)TANKARDSROCK TEAK	28	51
	FR5816	(IG)CLOONIGNEY PINATUBO	27	26
	FR9842	(IG)BALLYDEHOB RINGO	25	26
	FR9940	(IG)BARROWVALE EXCALIBUR	24	62

	Code	Name	Milk Solids	Pg
Top Milk Solids	FR2742	TROPHY	40	61
	FR2790	HUL-STEIN NACHO	38	59
	FR7359	(IG)MOORABBY NAVAJO	30	49
	FR2534	(IG)PARKDUV MAGICAL	29	22
	FR9289	(IG) JOHNSWELL RORY	28	28

	Code	Name	Type	Pg
Type	FR2742	TROPHY	4.15	61
	FR1449	DENOVO 16703 PERCY-ET	3.23	60
	FR2780	SANDY-VALLEY PENCHANT-ET	3.17	59
	FR9881	(IG)LISDUFF NAPOLEON ET	2.20	27
	FR9178	(IG) LISDUFF C BREIZ	2.15	57

	Code	Name	Udder	Pg
Top Udder	FR2742	TROPHY	3.86	61
	FR2790	HUL-STEIN NACHO	2.93	59
	FR2536	(IG)BOWERSWOOD CASHBACK	2.27	27
	FR9881	(IG)LISDUFF NAPOLEON ET	2.22	27
	FR7923	(IG)TOBERMARTIN FRANCIS Pp	2.14	56

	Code	Name	F&L	Pg
Top Feet & Legs	FR2533	(IG)BUNACLOY FANTASY	2.95	25
	FR2780	SANDY-VALLEY PENCHANT-ET	2.73	59
	FR2724	CAUDUMER SIETZE PP	2.23	61
	FR9178	(IG) LISDUFF C BREIZ	1.15	57
	FR7907	(IG)GREENHILLS BALLINTOSIG	1.14	44

	Code	Name	TB	Pg
TB Resist.	FR8658	(IG)TUOHY HISTORIC	4.14	22
	FR5816	(IG)CLOONIGNEY PINATUBO	4.53	26
	FR2569	(IG)CARRIGMEAL STAMFORD	4.67	33
	FR9940	(IG)BARROWVALE EXCALIBUR	4.80	62
	FR9842	(IG)BALLYDEHOB RINGO	5.41	26

	Code	Name	Pg
Robot Ready	FR6139	(IG)LISDUFF PERCEPTION	55
	FR2780	SANDY-VALLEY PENCHANT-ET	59
	FR2724	CAUDUMER SIETZE PP	61
	FR2532	(IG)SWIFTSHEATH LUCKY	21
	FR1985	(IG)BALLYCONRA RHODIN	24

The Maintenance Sub-Index of the EBI provides an indication of the mature liveweight of the animal. A higher Maintenance Sub-Index relates to an animal with a lower bodyweight, whereas a lower Maintenance Sub-Index value refers to an animal with a heavier liveweight.

Maintenance Sub Index (€)	Projected Liveweight kgs	Maintenance Sub Index (€)	Projected Liveweight kgs
-40	671	5	593
-30	654	10	584
-20	636	20	567
-10	619	30	550
-5	610	40	532
0	602	50	515

MUNSTER BOVINE
Collectively Improving Farm Life

SYMBOLS EXPLAINED

Symbols are used throughout the catalogue to highlight bulls that are genetically superior for a range of attributes. These labels are Munster Bovine's stamp of approval!

Milk Solids: Flags exceptional sires for producing high Milk Solids (i.e., combination of Fat and Protein Kgs).

Health Plus: Identifies superior sires with a high Health Sub-Index value. These sires are breeding for a lower prevalence of SCC, Mastitis, Lameness and TB.

Fertility Improver: Represents superior sires for reducing the calving interval and increasing survival.

Component Specialist: Indicates superior sires that are achieving exceptional fat and protein percentages.

High Type: Identifies sires excelling in conformation, feet and legs and udder traits.

Feet and Legs: Flags superior sires for Feet and legs traits captured in the Overall Feet and Legs score.

Udder: Represents sires that are excelling for udder traits captured in the Overall Udder score.

Easy Calving: The superior sires that are most suitable for heifers due to their low heifer calving difficulty (less than 6%) and high reliability (greater than 70%).

A2: Represents the sire who are producing the Beta Casein type: A2/A2

Robot Ready: The superior sires with strong central ligament udder support and teat placement close to the centre of the udder as well as average teat length.

Daughter Proven: Flags sires that are have daughters milking either in Ireland or Internationally.

Red & White Sire: Sire who has a red and white coat colour.

Outcross Sire: Identifies genetically diverse sires outside of the most used bloodlines.

SenseHub Collars Drive Breeding Success for Ballinhassig Dairy Farmer

SenseHub®

Eamon Walsh, a fifth-generation dairy farmer from Ballinhassig, County Cork praises the simplicity of the SenseHub Behaviour Monitoring Collars.

"We put in SenseHub collars on our farm in April and once they were calibrated to the cows the benefits of heat and health detection could be seen straight away. Before having SenseHub, we were religious about tail painting and very diligent with it. However, to the best of our efforts, we were still missing silent heats. It seemed like a no brainer to get the collars especially with the grant available. Now my morning routine is looking at the SenseHub App where I see a live list of the cows in heat.

A big advantage of the collars is getting real-time data of our cows straight away. There have been a few occasions when a cow has taken a knock and SenseHub has picked up the health issue straight away, allowing us to intervene and treat the cow before having to call the vet. The app is very simple, any questions I had at the beginning I just rang the SenseHub Technical Support Team, and they walked me through it straight away."

Eamon is milking 60 spring calving Holstein cows, producing annual figures of 7,500L along with 524kg milk solids. With a good replacement policy on farm, Eamon's herd is predominately made up of fourth and fifth lactation cows.

"This year with SenseHub I've been more confident with A.I. With the aid of the SenseHub breeding window telling us the optimum time to serve cows, I've used more sexed semen on the best performers in the herd for replacements. With the price of dairy beef calves at a high, I plan to also use more conventional beef straws on the rest of the herd."

For further details, visit **https://ie.sensehub.global**

Speak to your local Munster Bovine Sales Rep today to organise a SenseHub consultation.

Eamon Walsh with his wife Anne Marie and children Danny (eldest) Joe, Hannah and Paudie (youngest)

MSD Animal Health

MUNSTER BOVINE
Collectively Improving Farm Life

Bull Profile

Your guide to interpreting the information

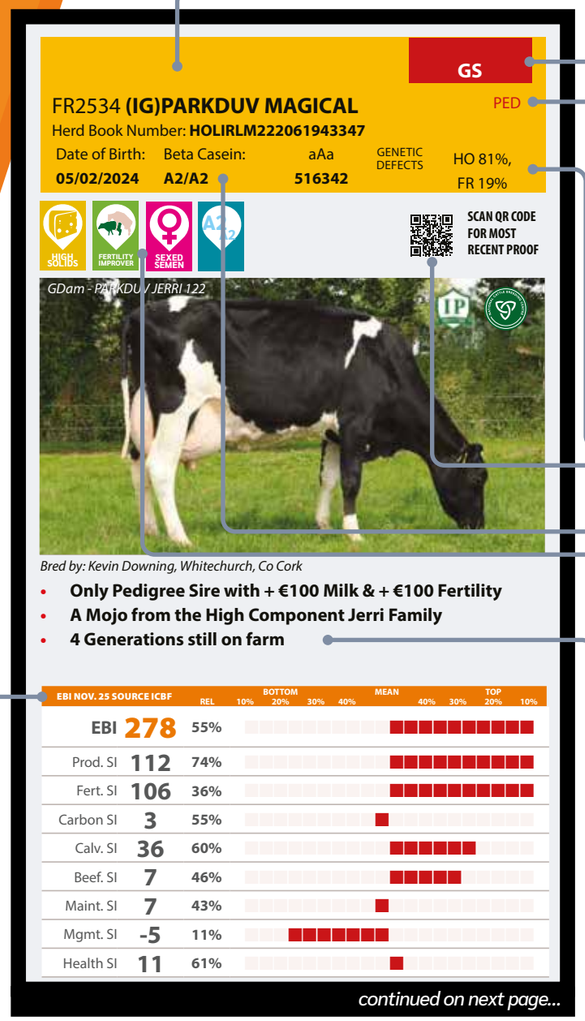

BULL IDENTITY:

Description of Sire.

Includes AI Code, Name, Herd Book Number, Date of Birth, Beta Casein Protein status, aAa score, Genetic defects (if present) and Breed breakdown.

PROOF:

Indicates whether he's genomic (GS) or daughter-proven (DP-IRL or DP-INT).

HERD BOOK STATUS:

Ped = Pedigree; SRM = Supplementary Register

(Progeny from SRM sires will not qualify for pedigree).

GENETIC DEFECTS:

Shows if he is a carrier for any known haplotypes.

If carrier for haloptype avoid using on another carrier.

QR CODE

Scan to get the most Up To Date information.

BETA CASEIN

Milk protein type (e.g. A2/A2)

- some farmers target A2 herds so they should be looking to use A2/A2 bulls.

STICKERS

Easily identify bulls strong points.

Example; this bull is strong on milk solids and fertility as well as sex semen being available and suitable for farmers targeting A2 milk proteins.

COMMENTS

Highlights little nuggets of information on the bull.

EBI AND SUB INDEX BREAKDOWN:

Shows the value and reliability (accuracy) for EBI and each sub-index. The bar chart shows how the bull ranks - bars further right = stronger performance for that trait.

EBI (€): Single profit index identifying the most profitable animals for breeding. Higher value = more lifetime profit.
(AVG: 115, Top 20%: 191, Bottom 20%: 29)

Production Sub-Index (€): Higher value = higher milk value - more solids & higher percentages.
(AVG: 57, Top 20%: 81, Bottom 20%: 23)

Fertility Sub-Index (€): Higher value = shorter calving interval + better survival
(AVG: 29, Top 20%: 78, Bottom 20% : -30)

Carbon Sub-Index (€): Higher value = lower carbon footprint.

Calv Sub-Index (€): Higher value = easier calving, shorter gestation, fewer calf losses.

Beef Sub-Index (€): Higher value = progeny will be more profitable at slaughter.
(AVG: -5, Top 20%: 13, Bottom 20% : -32)

Maintenance Sub-Index (€): Higher value = lighter mature cows (predictor of liveweight, not stature).

Management Sub-Index (€): Higher value = shorter milking + quieter daughters.
(AVG: -1, Top 20%: 3, Bottom 20% : -4)

Health Sub-Index (€): Higher value fewer health issues - lower SCC, less lameness, less mastitis, reduced TB risk.
(AVG: 10, Top 20%: 17, Bottom 20% : 3)

PRODUCTION

Breeding values for the individual milk traits.

Milk (Kg): Higher value = more milk volume (does not mean more milk solids).
(AVG: 18, Top 20%: 325, Bottom 20% : -181)

Fat (Kg): Higher value = higher fat volume.
(AVG: 9, Top 20%: 15, Bottom 20% : 3)

Protein (Kg): Higher value = higher protein volume.
(AVG: 6, Top 20%: 11, Bottom 20% : 1)

Solids (Kg): Higher value = increased total milk solids (Fat + Protein).
(AVG: 15, Top 20%: 27, Bottom 20% : 3.5)

Fat (%): Higher value = milk with higher fat %.
(AVG: 0.11, Top 20%: 0.26, Bottom 20% : -0.03)

Protein (%): Higher value = milk with higher protein %.
(AVG: 0.07, Top 20%: 0.16, Bottom 20% : -0.02)

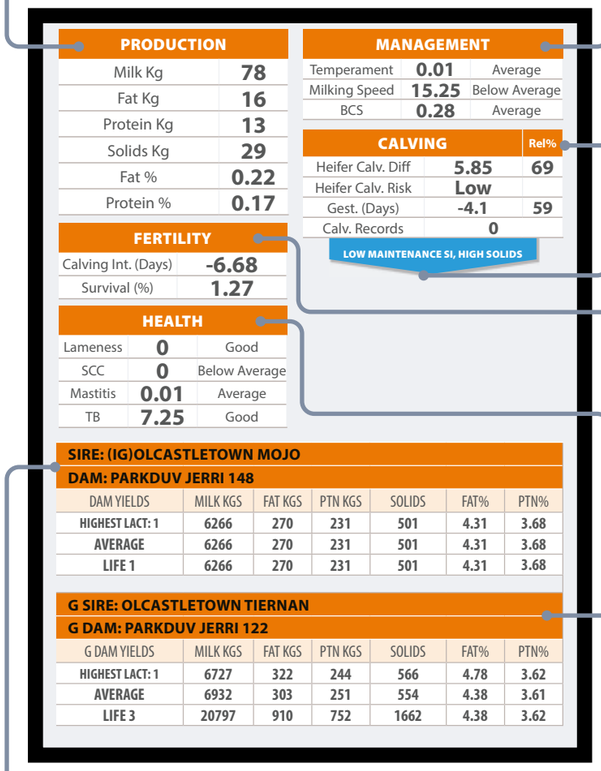

PRODUCTION	
Milk Kg	78
Fat Kg	16
Protein Kg	13
Solids Kg	29
Fat %	0.22
Protein %	0.17

FERTILITY	
Calving Int. (Days)	-6.68
Survival (%)	1.27

HEALTH		
Lameness	0	Good
SCC	0	Below Average
Mastitis	0.01	Average
TB	7.25	Good

MANAGEMENT		
Temperament	0.01	Average
Milking Speed	15.25	Below Average
BCS	0.28	Average

CALVING		Rel%
Heifer Calv. Diff	5.85	69
Heifer Calv. Risk	Low	
Gest. (Days)	-4.1	59
Calv. Records	0	

LOW MAINTENANCE SI, HIGH SOLIDS

SIRE: (IG)OLCASTLETOWN MOJO
DAM: PARKDUV JERRI 148

DAM YIELDS	MILK KGS	FAT KGS	PTN KGS	SOLIDS	FAT%	PTN%
HIGHEST LACT: 1	6266	270	231	501	4.31	3.68
AVERAGE	6266	270	231	501	4.31	3.68
LIFE 1	6266	270	231	501	4.31	3.68

G SIRE: OLCASTLETOWN TIERNAN
G DAM: PARKDUV JERRI 122

G DAM YIELDS	MILK KGS	FAT KGS	PTN KGS	SOLIDS	FAT%	PTN%
HIGHEST LACT: 1	6727	322	244	566	4.78	3.62
AVERAGE	6932	303	251	554	4.38	3.61
LIFE 3	20797	910	752	1662	4.38	3.62

NAME OF THE BULLS SIRE

Name and code of the bulls sire.

NAME OF THE BULLS DAM

Name of the bulls dam as well as the latest milk production details of the dam.

Highest Lact: Production for her lactation that she achieved her highest solids.

Average: Shows her average production across all her completed lactations.

Life: Full production for all her completed lactations combined.

MANAGEMENT

Breeding values for traits linked to management and comment to identify how they rank on the trait.

Temperament (1-5 scale): Higher the value = quieter daughters.
(AVG: 0, Top 20%: 0.03, Bottom 20% : -0.03)

Milking speed (sec): Lower value = faster milking daughters.
(AVG: 2.09, Top 20%: -5.31, Bottom 20% : 9.71)

BCS: Higher the value = daughters better for keeping condition.
(AVG: 0.17, Top 20%: 1.08, Bottom 20% : -0.84)

CALVING

Breeding values for heifer calving difficulty and gestation length along with the respective reliability (accuracy of trait).

Heifer Calv. Diff: Lower value = easer calving.

Heifer Calv. Risk: Level of risk for heifers defined by ICBF - Low, Medium or High.

Gest. (Days): Lower value = shorter gestation.

Calv. Records: Number of calving records the bull has. More records the more accurate calving difficulty figure is.

PANEL IDENTIFICATION

Indicates what panel the bull is in to help identify what the bull is suitable for.

FERTILITY

Breeding values for the individual fertility traits.

Calving Interval (days): Lower value = daughters will have lower calving interval.
(AVG: -1.4, Top 20%: -4.4, Bottom 20% : 2.2)

Survival (%): Higher value = daughters will survive for longer.
(AVG: 0.8, Top 20%: 1.7, Bottom 20% : -0.3)

HEALTH

Breeding values for the individual health traits, with comments to identify how the bull ranks on each trait.

Lameness (%): Lower value = daughters will have less lameness.
(AVG: 0.01, Top 20%: -0.01, Bottom 20% : 0.02)

SCC: Lower value = daughters will have lower SCC.
(AVG: -0.07, Top 20%: -0.19, Bottom 20% : 0)

Mastitis (%): Lower value = daughters will have less mastitis.
(AVG: 0.01, Top 20%: -0.01, Bottom 20% : 0.03)

TB (% progency infected): Lower value = daughters will be less likely to get TB.
(AVG: 8.41, Top 20%: 7.06, Bottom 20% : 9.86)

NAME OF THE BULLS MATERNAL GRAND SIRE

Name and code of the bulls maternal grand sire.

NAME OF THE BULLS MATERNAL GRAND DAM

Name of the bulls maternal grand dam as well as the latest milk production details of the dam.

New Base Reveals a Decade of Genetic Progress

The most recent base change to the **ICBF Economic Breeding Index (EBI)** tells a powerful story of the genetic progress achieved over the last decade. The base cow has been updated from animals born in 2005 to those born in 2015, and in that time the national herd has improved by an impressive **€97**. The gain in EBI is due to improvements in **Milk Sub-Index (€45)** and **Fertility Sub-Index (€52)**, highlighting the success of breeding for balance and delivering both productivity and sustainability. This means that since the last base change, cows are delivering almost **€200 extra profit per lactation. In order to do a base change, the starting line of 'Zero' needs to be reset, so this means that all animals will have their EBI reduced by €97**.

What is a base cow?

The base cow is the reference point in breeding values. She is set at zero, and every other animal is measured against her. For example, a cow with a value of +50 is 50 units higher than the base cow.

305-day Milk Performance of New Base Cow (Born 2015)

PARITY	MILK YIELD (KGS)	FAT YIELD (KGS)	PROTEIN YIELD (KGS)	TOTAL MILK SOLIDS (KGS)	FAT %	PROTEIN %	WEIGHTING (%)
1	5,472	232	196	427	4.24%	3.57%	41
2	6,631	276	239	516	4.17%	3.61%	33
3+	7,136	300	258	557	4.20%	3.61%	26
Overall	6,287	264	226	490	4.20%	3.60%	100

What does the EBI base change mean for you?

As the base cow has improved by €97, the same amount must be taken off the EBI figures of all animals nationally. So even though the EBI of your animals drops by €97, it does not mean your cows are genetically worse - it simply reflects a new reference point. This means, a cow with an EBI of €173 in the May evaluation, will now have an EBI of €76. She is still the same cow genetically. For example, in Table 1 it shows how a EBI herd profile will change due to this base change.

The changes for you this breeding season:

Table 1: Example of how a herd like yours will change after the base change

TRAIT	HERD AVERAGE BEFORE BASE CHANGE	BASE ADJUSTMENT	HERD AVERAGE AFTER BASE CHANGE
EBI	€173	-€97	€76
Milk SI	€77	-€45	€32
Milk Yield	349 kg	-74 kg	275 kg
Fat Yield	14.9 kg	-7 kg	7.9 kg
Protein Yield	13.1 kg	-5.6 kg	7.5 kg
Solids Yield	28 kg	-12.6 kg	15.4 kg
Fat %	0.02 %	-0.07 %	-0.05
Protein %	0.02 %	-0.05%	-0.03
Fertility SI	€75	€52	€23
Calving Interval	-4.0 days	+2.66 days	-1.34 days
Survival	2.0 %	-1.33 %	0.67 %

Because the EBI of all dairy animals has dropped (Table 1), this means that you need to adjust your selection criteria in line with these changes. For example, if you were previously selecting animals with a Fertility Sub-Index (SI) of **€40** on the old evaluation, under the new base adjustment these animals will now be **–€11** on the updated Fertility Sub-Index (SI). So this means that –€11 becomes your new cut-off if you want to maintain the same standard.

The same principle applies across the individual traits like **Milk kg**. For example, if you usually target a selection >300kg for Milk yield this target will now be > 226 kg. So, to keep making the best breeding decisions, use the adjustment values provided in Table 1 to update your herd's selection targets.

Other improvements to the evaluation

The EBI is constantly evolving to reflect the ever-changing policies and costs in dairy farming. As the value of everything has increased recently, the **economic values (EVs)** within the EBI were updated by Teagasc to more accurately reflect and predict costs faced by herd-owners in the future. Also the Health and Management evaluation has been updated for greater accuracy. While these changes impact are generally small some animals will move slightly more or less than the €97 base change. Important to note the overall ranking among animals on EBI will be closely aligned.

Milk: €0.40c/litre | Fertiliser: €550/tonne | Energy: 0.25/kwh | Feed: €370/tonne | Labour: €17/hour

Maintenance Index

One sub-index often used in bull and dam selection is the **Maintenance Sub-Index (SI)**, which can help you to estimate the average mature weight of cows in your herd. This allows you to breed for uniformity and select animals that suit your system. The key difference now is that the **ranges in Maintenance SI have shifted**. When selecting bulls and cows, you'll need to readjust what values best match your herd goals (Table 2).

Table 2: Predicted Live-weight of cows under the old and new Maintenance SI

OLD MAINTENANCE SI	NEW MAINTENANCE SI FROM SEPT '25	PREDICTED LIVE-WEIGHT (KGS)
€23	€44	525
€16	€29	550
€10	€15	575
€4	€0	600
-€2	-€14	625
-€8	-€28	650
-€15	-€43	675

A useful approach is to **identify cows in your herd that you are already happy with** and check their new Maintenance SI score. This gives you a reliable guide for setting cut-off values when choosing sires and replacements. See Table 2 for details on what the new Maintenance SI values mean for progeny size. For example, if you usually choose animals with a maintenance of €0 to -€10 in the old evaluation, you now will be selecting animals between -€13 to -€30 on the improved Maintenance SI evaluation.

Example of the index change for a well proven bull FR7851 (IG)GREENFORT ZAKI PED

EVALUATION UPDATE

Previous evaluation MAY '25

TRAIT	VALUE	STAR RANK
EBI	€275	*****
Milk SI	€118	*****
Fertility SI	€116	****
Maintenance SI	€7	***
Milk Yield	98 kg	***
Fat Yield	20 kg	****
Protein Yield	14 kg	****
Fat %	0.28 %	****
Prot %	0.19 %	****

Latest evaluation NOV '25

TRAIT	VALUE	STAR RANK
EBI	€215	*****
Milk SI	€83	*****
Fertility SI	€69	****
Maintenance SI	€4	***
Milk Yield	22 kg	***
Fat Yield	13 kg	****
Protein Yield	8 kg	****
Fat %	0.21 %	****
Prot %	0.13 %	****

Figures have changed but the rank is the same!

Just like all your dairy animals, Zaki's EBI figures look a lot different now, but so does everyone else's. What is important is that he still ranks the same amongst other AI sires. Amongst AI bulls he is still ranked in the top 20% for EBI and Milk SI. He is still an excellent balanced bull, being ranked highly for fertility, and milk solids. The change in Maintenance SI from €7 to €4 means he is still expected to produce mature cows around 600kg.

MUNSTER BOVINE
Collectively Improving Farm Life

Production SI is Key Trait to Drive Milk Value

Boost milk solids and maximise milk value by using high Production SI sires

- Majority of herds get **paid on A+B-C** (i.e., paid for Fat and Protein and penalised for Volume).
- Base change has led to **increase number of animals negative on Milk kg.** This can look concerning at first glance, but does not mean inferior animals.
- **Production SI** identifies animals with **High solids** and **High milk value**.

BULL A

Higher milk kg value

TRAIT	BREEDING VALUE
Milk Kg	286
Milk Solids	16
Prod SI	51

COW *Top 1% for milk value*

TRAIT	BREEDING VALUE	305 DAY PERFORMANCE
Milk Kg	-149	5989
Milk Solids	20	530
Milk SI	€96	

BULL B

Negative for milk but higher for milk solids

TRAIT	BREEDING VALUE
Milk Kg	-17
Milk Solids	25
Prod SI	101

CALF A

TRAIT	BREEDING VALUE	PREDICTED 305 DAY PERFORMANCE
Milk Kg	69	6424
Milk Solids	18	526
Prod SI	74	

Much more milk volume than her dam
<u>But</u> lower milk solids and lower milk value

CALF B

TRAIT	BREEDING VALUE	PREDICTED 305 DAY PERFORMANCE
Milk Kg	-83	6121
Milk Solids	23	535
Prod SI	99	

Much more milk volume than her dam (even though her sire was negative for milk volume!)

Lower volume than Calf A

<u>Higher solids</u> and <u>Higher milk value</u> than Calf A

Calf B = +9kg Milk Solids Performance → +€50 extra milk value per cow per lactation

In a 100-cow herd, that's **€5,000 extra profit** compared with Bull A.

REMEMBER:

Higher Production SI = Higher Profit

Target 550Kg + of Milk Solids

High performing sires balanced for production, fertility and milk value
Superb Milk Solids with high components
Panels split and sorted by Maintenance Sub-Index to reflect the expected mature live weight

High To Medium Liveweight with an expected mature body weight ranging from 624 Kg (Low Maintenance Sub-Index) to 570Kg (Medium Maintenance Sub-Index)

Code	Name	Cat	Proof	EBI	Prod. SI	Fert. SI	Health SI	Maint. SI	Calv.SI	Beef SI	Milk Kg	Fat Kg	Prot Kg	Solids kg	Fat %	Prot %	Easy Calving	Sire	Sexed	Pg No.
FR9881	(IG)LISDUFF NAPOLEON ET	PED	GS	217	83	92	21	-29	38	13	139	12	11	23	0.12	0.10	✔	PROGENESIS NAPAVALLEY	Sexed	27
FR2536	(IG)BOWERSWOOD CASHBACK	PED	GS	199	88	93	8	-13	30	-3	150	16	10	26	0.17	0.09		SANDY-VALLEY MCGRAW-ET	Sexed	27
FR9842	(IG)BALLYDEHOB RINGO	PED	GS	214	74	78	25	-9	35	18	67	15	7	22	0.21	0.09		(IG) BALLINTOSIG RING O	Sexed	26
FR1185	(IG)KILLAVALLA LINESMAN	PED	GS	219	102	92	12	-5	22	2	-11	15	10	25	0.27	0.18		(IG)CRAIGTOWN OBERON	Sexed	28
FR9289	(IG) JOHNSWELL RORY	PED	GS	226	92	71	21	-4	42	14	246	16	12	28	0.11	0.06		MB AMAX RDC	Sexed	28
FR1994	(IG)KNOCKLUCY FRANK	PED	GS	208	70	85	29	-3	26	-4	-4	11	7	18	0.20	0.12		(IG)TANKARDSROCK TEAK		
FR9848	(IG)KILLALOUGH KAOLIN SRM	SRM	GS	223	96	75	8	1	31	12	-58	14	9	23	0.29	0.19	✔	BALLINTOSIG MISTER MAN	Sexed	35
FR2533	(IG)BUNACLOY FANTASY	PED	GS	268	80	137	22	3	31	-15	-82	11	7	18	0.26	0.17		BALLINTOSIG STAR TREK	Sexed	25
FR1985	(IG)BALLYCONRA RHODIN	PED	GS	265	88	116	19	4	41	-5	-8	14	9	23	0.24	0.15		(IG)AGHERNBRIDGE MILTON	Sexed	24
FR2542	(IG)RONNOCO MEDIATOR SRM	SRM	GS	253	89	102	6	6	28	18	-59	14	8	22	0.29	0.17		(IG)CARRIGLEAGH STARWAR SRM		
FR1949	(IG)CLUAIN SHACKLETON	PED	GS	249	69	105	22	6	46	4	151	12	9	21	0.10	0.06		(IG)TANKARDSROCK TEAK	Sexed	23
FR9839	(IG)BELLVIEW PATCHWORK	PED	GS	235	77	108	14	6	30	-8	-34	9	8	17	0.18	0.16		(IG)AGHERNBRIDGE MILTON		31
FR2534	(IG)PARKDUV MAGICAL	PED	GS	278	112	106	11	7	36	7	78	16	13	29	0.22	0.17		(IG)OLCASTLETOWN MOJO	Sexed	22
FR1991	(IG)GREENHILLS SOLAR SRM	SRM	GS	251	98	65	16	8	46	14	-35	15	9	24	0.29	0.18		(IG)GREENFORT ZAKI	Sexed	38
FR2500	(IG)MORTALSTOWN MATISSE	PED	GS	240	105	95	8	9	25	-2	43	17	11	28	0.26	0.16		(IG)CRAIGTOWN OBERON	Sexed	25
FR9034	(IG)OLCASTLETOWN CAPTAIN SRM	SRM	GS	231	77	92	17	9	32	-2	-28	13	7	20	0.25	0.13		(IG)TISAXON TROOPER	Sexed	35
FR5816	(IG)CLOONIGNEY PINATUBO	PED	GS	211	85	50	27	9	42	-6	55	14	9	23	0.21	0.12	✔	(IG)TANKARDSROCK TEAK	Sexed	26
FR9145	(IG)DERRYMELEEN JUSTIFY SRM	SRM	GS	250	70	112	20	11	20	12	-19	9	7	16	0.18	0.13	✔	(IG)ARDROW WILDING SRM		
FR2569	(IG)CARRIGMEAL STAMFORD	PED	GS	236	68	95	32	11	29	-12	52	14	6	20	0.21	0.08		(IG)TANKARDSROCK TEAK	Sexed	33
FR2565	(IG)CILLWALSH IDAHO	PED	GS	260	73	120	16	12	29	-1	-128	7	7	14	0.21	0.19		(IG)AGHERNBRIDGE MILTON		21
FR1194	(IG)SULAN QUEST	PED	GS	234	82	81	13	12	31	20	34	14	8	22	0.23	0.12		CLONLAHY BOY		32
FR2587	(IG)DANGANBEG JUSTINTIME SRM	SRM	GS	262	92	111	17	14	27	-9	-91	15	7	22	0.33	0.18		(IG)NEXTGEN GIRVIN SRM	Sexed	36
FR1958	(IG)KILVURRA GRASSLEAF SRM	SRM	GS	268	104	90	4	15	52	4	43	15	11	26	0.23	0.17		OLCASTLETOWN CASPER	Sexed	36
FR1982	(IG)COOPERHILL CEMENT SRM	SRM	GS	261	81	99	15	15	37	-6	-120	12	6	18	0.29	0.18		GLENABOY HERO	Sexed	41
FR9316	(IG)DUNGRANGE DAN	PED	GS	194	82	71	13	15	38	-25	113	18	8	26	0.23	0.07	✔	(IG)BALLYCARNEY DENMAN		
FR9148	(IG)CLOONIGNEY LOBSTER	PED	GS	215	83	63	12	16	41	8	20	15	8	23	0.25	0.12	✔	(IG) HIGHMOUNT STARK		
FR9124	(IG)BALMLAG LEDGER	PED	GS	210	76	69	8	17	49	-21	73	15	8	23	0.21	0.09	✔	PINE-TREE LAWSON LARRY-ET	Sexed	32
FR8658	(IG)TUOHY HISTORIC	PED	GS	251	90	95	17	18	31	-11	88	10	11	21	0.12	0.14	✔	(IG) TAMARIU HAROLD	Sexed	22

	EBI	Prod. SI	Fert. SI	Health SI	Maint. SI	Calv.SI	Beef SI	Milk Kg	Fat Kg	Prot Kg	Solids kg	Fat %	Prot %
Average	237	85	92	16	6	34	1	24	14	9	22	0.22	0.13

Medium to Low Liveweight with an expected mature body weight ranging from 570Kg (Medium Maintenance Sub-Index) to 515 Kg (High Maintenance Sub-Index)

Code	Name	Cat	Proof	EBI	Prod. SI	Fert. SI	Health SI	Maint. SI	Calv.SI	Beef SI	Milk Kg	Fat Kg	Prot Kg	Solids kg	Fat %	Prot %	Easy Calving	Sire	Sexed	Pg No.
FR2551	(IG)KILLALOUGH PLATOR SRM	SRM	GS	266	74	114	2	18	48	-7	-155	11	5	16	0.31	0.18		(IG)OLCASTLETOWN MOJO		
FR2559	(IG)CAPPAUNIAC PORTERMAN	PED	GS	240	63	107	10	18	46	-16	-17	9	6	15	0.17	0.12		(IG)CAPPAUNIAC ARAMAX		
FR8709	(IG)OLCASTLETOWN MOJO	PED	GS	285	86	120	-3	19	47	0	-96	14	7	21	0.31	0.18	✔	SAINTBRIGID FRANK JOSEPH	Sexed	30
FR1952	(IG)GORTNASKEHY GOLFER SRM	SRM	GS	263	86	99	14	19	40	0	-74	11	8	19	0.25	0.18		(IG)AGHERNBRIDGE MILTON	Sexed	40
FR7869	(IG)CARRIGLEAGH KINGMAN	PED	GS	249	69	112	11	20	47	-25	-224	13	2	15	0.39	0.18	✔	(IG) KILFEACLE PIVOTAL		
FR9001	(IG)DOONMANAGH PAULSON	PED	GS	227	83	91	13	20	32	-19	-5	11	9	20	0.19	0.15		OLCASTLETOWN PHOENIX 1849	Sexed	30
FR2561	(IG)CARRIGMEAL PETRENO SRM	SRM	GS	259	88	94	10	21	47	-12	38	13	9	22	0.20	0.14		(IG)GREENHILLS BALLINTOSIG		33
FR2532	(IG)SWIFTSHEATH LUCKY	PED	GS	279	75	127	15	22	47	-19	89	11	9	20	0.13	0.10		(IG)TINNAKILL GRANDSLAM	Sexed	21
FR1988	(IG)GREENHILLS STARKEY	PED	GS	244	85	94	8	22	36	-3	47	12	10	22	0.17	0.14		(IG)VICISLAND SHUNTER	Sexed	33
FR8466	(IG)DERRYMELEEN EXUDE SRM	SRM	GS	237	77	89	12	26	39	-13	-15	16	6	22	0.28	0.12	✔	(IG) KILFEACLE PIVOTAL	Sexed	42
FR2568	(IG)COOLMORE JIPCOT SRM	SRM	GS	263	75	93	17	27	34	2	7	11	8	19	0.18	0.13		(IG)TINNAKILL GRANDSLAM		
FR8637	(IG)SHANTULLIG REUBEN SRM	SRM	GS	270	66	115	11	28	22	3	-191	8	4	12	0.27	0.19		(IG)SKEHANAGH DEANO	Sexed	42
FR2547	(IG)KILLALOUGH NURTURE SRM	SRM	GS	265	79	105	15	28	41	-17	-165	11	6	17	0.31	0.20		GLENABOY ALLSTAR SRM	Sexed	37
FR2543	(IG)DROMANA AUDITOR SRM	SRM	GS	251	79	98	17	29	36	-18	-88	13	6	19	0.29	0.16		ROCHEMOUNT LAD	Sexed	39
FR2537	(IG)CREFOGUE TOPBIKE SRM	SRM	GS	327	66	175	21	33	35	-23	-29	8	7	15	0.16	0.14		GLENABOY ALLSTAR SRM	Sexed	40
FR2544	(IG)BALLAGH SPICEMAN	PED	GS	232	77	89	5	34	28	-13	-113	12	6	18	0.29	0.17		(IG)AGHERNBRIDGE MILTON	Sexed	29
FR2571	(IG) BALLINARD MIXTO SRM	SRM	GS	285	74	105	3	37	50	-2	-145	12	5	17	0.32	0.17		(IG)MONAVRIN ELI SRM		39
FR2563	(IG) EDENCURRA REALTIME	PED	GS	253	91	101	9	37	47	-44	113	14	11	25	0.16	0.12		(IG)CRAIGTOWN OBERON	Sexed	24
FR9016	(IG)TINNAKILL GRANDSLAM	PED	GS	260	95	68	13	38	50	-13	0	12	10	22	0.20	0.18	✔	(IG) HIGHMOUNT STARK	Sexed	29
FR2592	(IG)COOLANAGH NOBELMAN SRM	SRM	GS	296	63	125	14	49	48	-29	-347	9	1	10	0.43	0.23		(IG)VICISLAND NIFTY		38

	EBI	Prod. SI	Fert. SI	Health SI	Maint. SI	Calv.SI	Beef SI	Milk Kg	Fat Kg	Prot Kg	Solids kg	Fat %	Prot %
Average	263	78	106	11	27	41	-13	-69	12	7	18	0.25	0.16

High Percentages from Black and White Sires

Exceptional Percentages and Milk Solids rivalling Cross bred sires
Sires with a range of Maintenance SI to suit your system

Code	Name	Cat	Proof	EBI	Prod. SI	Fert. SI	Health SI	Maint. SI	Calv.SI	Beef SI	Milk Kg	Fat Kg	Prot Kg	Solids kg	Fat %	Prot %	Easy Calving	Sire	Sexed	Pg No.
FR2592	(IG)COOLANAGH NOBELMAN SRM	SRM	GS	296	63	125	14	49	48	-29	-347	9	1	10	0.43	0.23		(IG)VICISLAND NIFTY		38
FR8709	(IG)OLCASTLETOWN MOJO	PED	GS	285	86	120	-3	19	47	0	-96	14	7	21	0.31	0.18	✔	SAINTBRIGID FRANK JOSEPH	Sexed	30
FR2575	(IG) KNOCKNASEED ETALON SRM	XSR	GS	284	82	128	12	35	45	-39	-168	7	7	14	0.24	0.23		(IG)AGHERNBRIDGE MILTON	Sexed	66
FR9010	(IG)NEXTGEN GIRVIN SRM	SRM	GS	274	74	129	18	17	42	-28	-225	13	3	16	0.40	0.19	✔	BALLINARD COMPONENTS	Sexed	37
FR8637	(IG)SHANTULLIG REUBEN SRM	SRM	GS	270	66	115	11	28	22	3	-191	8	4	12	0.27	0.19		(IG)SKEHANAGH DEANO		42
FR2551	(IG)KILLALOUGH PLATOR SRM	SRM	GS	266	74	114	2	18	48	-7	-155	11	5	16	0.31	0.18		(IG)OLCASTLETOWN MOJO		
FR2547	(IG)KILLALOUGH NURTURE SRM	SRM	GS	265	79	105	15	28	41	-17	-165	11	6	17	0.31	0.20		GLENABOY ALLSTAR SRM	Sexed	37
FR2587	(IG)DANGANBEG JUSTINTIME SRM	SRM	GS	262	92	111	17	14	27	-9	-91	15	7	22	0.33	0.18		(IG)NEXTGEN GIRVIN SRM	Sexed	36
FR1982	(IG)COOPERHILL CEMENT SRM	SRM	GS	261	81	99	15	15	37	-6	-120	12	6	18	0.29	0.18		GLENABOY HERO	Sexed	41
FR9016	(IG)TINNAKILL GRANDSLAM	PED	GS	260	95	68	13	38	50	-13	0	12	10	22	0.20	0.18	✔	(IG) HIGHMOUNT STARK	Sexed	29
FR2594	(IG)BALLYCUMMER MILLFORCE SRM	SRM	GS	260	89	114	15	10	36	-14	-201	13	6	19	0.38	0.23		(IG)AGHERNBRIDGE MILTON		
FR2542	(IG)RONNOCO MEDIATOR SRM	SRM	GS	253	89	102	6	6	28	18	-59	14	8	22	0.29	0.17		(IG)CARRIGLEAGH STARWAR SRM		
FR1991	(IG)GREENHILLS SOLAR SRM	SRM	GS	251	98	65	16	8	46	14	-35	15	9	24	0.29	0.18		(IG)GREENFORT ZAKI	Sexed	38
FR2604	(IG)KILLENNYMORE SHAKA	PED	GS	242	72	102	12	23	30	-9	-175	12	4	16	0.34	0.18		(IG)CRAIGTOWN OBERON		
FR2544	(IG)BALLAGH SPICEMAN	PED	GS	232	77	89	5	34	28	-13	-113	12	6	18	0.29	0.17		(IG)AGHERNBRIDGE MILTON	Sexed	29
FR2570	(IG)CLOONIGNEY BRADSELL	PED	GS	222	82	98	6	17	38	-22	-214	11	5	16	0.35	0.22		(IG)AGHERNBRIDGE MILTON		
FR7944	(IG)VICISLAND NIFTY	PED	DP-IRL	198	65	77	3	35	32	-23	-96	9	5	14	0.22	0.15		(IG) HIGHMOUNT STARK	Sexed	53
FR7881	(IG)BAINNEMORE SIAMSA	PED	DP-IRL	198	104	70	-1	9	35	-17	-76	10	11	21	0.22	0.24	✔	(IG) DOONMANAGH SEVILLE		
FR6853	(IG)KNOCKENRIGHT CHESSMAN	PED	DP-IRL	192	80	38	4	40	40	-10	-24	10	8	18	0.19	0.16		(IG) CLORANE DANDYMAN		53
FR8835	(IG)CREAGHFARM TRUMAN SRM	SRM	GS	186	85	82	12	9	24	-22	-128	15	6	21	0.35	0.18		(IG)LOCHINVER JODY SRM		41
FR1188	(IG)BROADMORE MASONARY	PED	GS	186	85	55	6	5	34	-5	-106	12	7	19	0.28	0.19		(IG)TOWNROCHE TURBO	Sexed	31

	EBI	Prod. SI	Fert. SI	Health SI	Maint. SI	Calv.SI	Beef SI	Milk Kg	Fat Kg	Prot Kg	Solids kg	Fat %	Prot %
Average	244	83	95	10	21	36	-11	-127	12	6	18	0.30	0.19

Pedigree, Production & Conformation Panel

Extensive offering of high production pedigree sires
Containing Domestic and International sires

Code	Name	Cat	Proof	EBI	Prod. SI	Fert. SI	Health SI	Maint. SI	Calv.SI	Beef SI	Milk Kg	Fat Kg	Prot Kg	Solids kg	Fat %	Prot %	Overall Type	Overall Udder	Overall F&L	Easy Calving	Sire	Sexed	Pre Order	Pg No.
FR9001	(IG)DOONMANAGH PAULSON	PED	GS	227	83	91	13	20	32	-19	-5	11	9	20	0.19	0.15	1.17	1.04	0.92		OLCASTLETOWN PHOENIX 1849	Sexed		30
FR9289	(IG) JOHNSWELL RORY	PED	GS	226	92	71	21	-4	42	14	246	16	12	28	0.11	0.06	0.6	0.18	0.83		MB AMAX RDC	Sexed		28
FR9881	(IG)LISDUFF NAPOLEON ET	PED	GS	217	83	92	21	-29	38	13	139	12	11	23	0.12	0.1	2.2	2.22	1.09	✔	PROGENESIS NAPAVALLEY	Sexed		27
FR9842	(IG)BALLYDEHOB RINGO	PED	GS	214	74	78	25	-9	35	18	67	15	7	22	0.21	0.09	0.72	0.86	0.75		(IG) BALLINTOSIG RING O	Sexed		26
FR7158	(IG)DOONMANAGH CHOPPER	PED	DP-IRL	213	97	55	10	19	45	-1	415	11	17	28	-0.09	0.05	0.92	1.33	-0.19	✔	LARS-ACRES SUPER NERD-ET			56
FR2536	(IG)BOWERSWOOD CASHBACK	PED	GS	199	88	93	8	-13	30	-3	150	16	10	26	0.17	0.09	1.96	2.27	0.04		SANDY-VALLEY MCGRAW-ET	Sexed		27
FR9316	(IG)DUNGRANGE DAN	PED	GS	194	82	71	13	15	38	-25	113	18	8	26	0.23	0.07	0.27	0.93	-0.36	✔	(IG)BALLYCARNEY DENMAN			
FR7923	(IG)TOBERMARTIN FRANCIS Pp	PED	DP-IRL	171	88	45	14	-15	37	15	261	12	13	25	0.03	0.07	1.54	2.14	-0.36		ABS JERONIMO-P-ET			56
FR8307	WINSTAR GRAZIANO-ET	PED	DP-INT	169	114	52	12	-18	33	-9	338	26	14	40	0.21	0.04	1.57	1.85	0.96	✔	PEAK ALTAZAZZLE-ET		✔	58
FR2790	HUL-STEIN NACHO	PED	GS	157	115	17	14	-19	46	-3	277	25	13	38	0.23	0.07	2.94	2.93	2.09		PEAK ALTAALANZO-ET	Sexed	✔	59
FR6139	(IG)LISDUFF PERCEPTION	PED	DP-IRL	156	74	45	20	-13	31	12	383	14	13	27	-0.02	-0.01	1.71	1.13	1.47		WESTCOAST PERSEUS			55
FR7910	(IG)BALLYELLY CHILLI	PED	DP-IRL	153	83	56	12	-23	32	16	429	11	15	26	-0.09	0.02	1.51	1.53	0.4	✔	PEAK CHILTON-ET			55
FR9178	(IG) LISDUFF C BREIZ	PED	GS	127	77	40	3	-6	22	-3	178	12	10	22	0.08	0.07	2.15	2.17	1.15		FLY-HIGHER MOD CADE-ET	Sexed		57
FR2780	SANDY-VALLEY PENCHANT-ET	PED	DP-INT	127	80	35	14	-35	29	12	236	14	11	25	0.09	0.05	3.17	2.61	2.73		PINE-TREE-I PURSUIT		✔	59
FR4187	WESTCOAST PERSEUS	PED	DP-IRL	127	102	15	13	-14	23	13	514	15	19	34	-0.09	0.02	2.04	2.53	0.1	✔	SANDY-VALLEY-I PENMANSHIP		✔	
FR8733	BOGHILL GLAMOUR HAILSTONE ET	PED	GS	119	103	-2	15	-28	24	30	268	21	13	34	0.17	0.06	1.8	2.32	0.44		PINE-TREE HEROIC-ET	Sexed Only	✔	58
FR1449	DENOVO 16703 PERCY-ET	PED	DP-INT	113	116	-13	12	-7	21	-5	276	25	13	38	0.24	0.07	3.23	3.36	1.3		DENOVO 2800 PRINCE-ET	Sexed	✔	60
FR7905	(IG)BUNACLOY ALIBI	PED	DP-IRL	110	65	43	15	-9	6	-3	150	14	8	22	0.14	0.04	2.69	2.72	1.99	✔	VH PRASER			
S3650	DENOVO 3150 GENERATE-ET	PED	DP-INT	107	110	-21	13	-25	37	16	129	21	12	33	0.27	0.12	2.04	2.38	1.02		DENOVO 7947 GLITZ-ET	Sexed Only	✔	57
FR1500	VATLAND GROVES-ET	PED	GS	107	96	10	19	-21	25	-3	424	18	15	33	0.02	0.01	2.37	2.38	1.28		PINE-TREE GARDNER-ET	Sexed	✔	60
FR2744	KINGS-RANSOM DREW-ET	PED	GS	100	112	3	14	-39	36	8	473	25	16	41	0.11	0	2.46	2.73	1.08		WINSTAR GRAZIANO-ET	Sexed	✔	
FR9727	K+L LZ CONAN PP-RED	PED	DP-IRL	89	52	0	29	12	23	-9	237	7	9	16	-0.04	0.02	1.2	1.58	-0.59		RED ROCKS K+L LA SPEEDO	Sexed	✔	65
FR2742	TROPHY	PED	GS	86	107	-9	21	-32	16	14	436	25	15	40	0.13	0	4.15	3.86	3.14		PLAIN-KNOLL RENEGAD TROOPER	Sexed	✔	61
FR8697	WESTCOAST MIDMARCH	PED	DP-INT	81	89	-13	20	-43	34	22	205	21	10	31	0.21	0.05	3.08	3.33	1.44	✔	CLAYNOOK ZASBERILLA		✔	
FR9702	WESTCOAST ALMAMATER	PED	DP-IRL	77	48	10	18	-25	24	6	226	9	8	17	0	0	2.91	2.66	1.86		WESTCOAST ALCOVE	Sexed	✔	
S4097	WESTCOAST RETROLOOK	PED	DP-INT	76	99	-7	5	-38	29	7	362	18	14	32	0.07	0.04	2.58	2.4	1.26		PROGENESIS MAESTRO		✔	
FR1897	BEYOND HI-PRAISE-ET	PED	GS	71	110	-20	13	-41	38	-3	350	23	14	37	0.16	0.04	3.55	3.54	1.84		WELCOME-TEL TAOS HAYK-ET	Sexed Only	✔	
FR9734	WESTCOAST EARLYBIRD	PED	DP-INT	69	94	5	14	-46	23	12	324	22	12	34	0.16	0.02	2.64	2.7	1.49		SILVERRIDGE V EINSTEIN	Sexed	✔	
FR7533	BOMAZ EPISODE-ET	PED	DP-IRL	67	123	-37	6	-25	13	17	270	28	13	41	0.3	0.07	1.73	2.22	-0.16		DENOVO 8084 ENTITY-ET	Sexed Only	✔	
FR1771	PROGENESIS RUBBLE	PED	GS	64	102	-28	14	-22	31	-2	418	21	15	36	0.08	0.01	2.53	2.34	2.71		SANDY-VALLEY R CONWAY-ET		✔	
FR1338	PROGENESIS TROY	PED	GS	59	109	-31	21	-64	37	29	482	24	16	40	0.08	0	3.46	3.65	2.03		3STAR OH RANGER RED-ET	Sexed	✔	
FR2784	COOKIECUTTER COLOSSAL-ET	PED	GS	57	114	-15	17	-35	18	-9	485	27	16	43	0.13	-0.01	2.64	2.75	1.43		WINSTAR GRAZIANO-ET	Sexed	✔	
FR8343	KOEPON OH RYDER RED	PED	DP-INT	44	56	10	18	-25	24	-12	511	13	12	25	-0.11	-0.08	3.68	3.3	2.3		HOOGERHORST DG OH RUBELS-RED	Sexed Only	✔	
FR1557	PROGENESIS PERKY	PED	GS	43	120	-57	20	-29	23	-8	391	30	14	44	0.25	0.02	1.89	2	0.55		RMD-DOTTERER SSI GAMEDAY-ET	Sexed	✔	
FR9704	SANDY-VALLEY I BATMAN-ET	PED	DP-IRL	40	70	-27	8	-8	20	-4	124	13	8	21	0.15	0.07	1.9	2.4	0.14		SILVERRIDGE V IMAX	Sexed	✔	
S3659	SILVERRIDGE V EINSTEIN	PED	DP-INT	40	95	-38	8	-45	32	26	419	19	15	34	0.04	0.01	2.15	2.36	1.22		PROGENESIS TOPNOTCH	Sexed	✔	
FR1909	BEYOND HI-POWER-ET	PED	GS	36	104	-56	10	-49	46	19	456	24	15	39	0.1	-0.01	3.18	3.68	1.08		PEAK POWERSTAR-ET	Sexed	✔	
FR4368	WESTCOAST YAMASKA	PED	DP-IRL	36	98	-37	13	-7	17	-25	270	17	13	30	0.11	0.07	1.91	2.01	1.12		SANDY-VALLEY AFTERBURNER-ET	Sexed Only	✔	
FR1518	DENOVO 18732 HEXAGON-ET	PED	GS	34	96	-47	18	-37	37	-4	343	18	14	32	0.07	0.04	2.62	2.6	1.2		PINE-TREE GARDNER-ET	Sexed	✔	
FR2781	PROGENESIS HOMETOWN	PED	GS	16	103	-58	18	-45	26	12	493	24	15	39	0.08	-0.02	3.4	3.54	1.49		S-S-I EARLYBIRD SUNDANCE-ET	Sexed	✔	
FR2724	CAUDUMER SIETZE PP	PED	GS	4	65	-49	16	-29	27	-7	302	11	11	22	-0.01	0.01	2.9	1.65	2.23		DELTA STEAM PP-RED	Sexed	✔	61

Daughter Proven Panel

Proven sires with Irish daughters milking and are performing exceptionally well on the ground.
Limited Sexed Semen available

Code	Name	Cat	Proof	EBI	Prod. SI	Fert. SI	Health SI	Maint. SI	Calv.SI	Beef SI	Milk Kg	Fat Kg	Prot Kg	Solids kg	Fat %	Prot %	Easy Calving	Sire	Sexed	Pre Order	Pg No.
FR7257	(IG)KILDRINAGH IVANT	PED	DP-IRL	274	71	126	13	19	50	-13	118	11	9	20	0.11	0.08	✔	JEANJO ABSOLUTE			45
FR8388	(IG)KNOCKSOUNA SWOOP	PED	DP-IRL	271	90	120	2	14	24	14	51	14	9	23	0.21	0.13		(IG) TAMARIU HAROLD	Sexed		45
FR7875	(IG)BRIDEPARK KEMBOY SRM	SRM	DP-IRL	253	50	131	9	21	46	-26	-247	8	1	9	0.32	0.17	✔	(IG) KILFEACLE PIVOTAL			
FR7907	(IG)GREENHILLS BALLINTOSIG	PED	DP-IRL	235	54	95	20	-8	58	18	16	10	5	15	0.16	0.08	✔	(IG) BALLINTOSIG RING O	Sexed		44
FR7890	(IG)MONAVRIN ELI SRM	SRM	DP-IRL	235	48	91	-1	55	44	-23	-150	7	2	9	0.24	0.13	✔	(IG) CLORANE DANDYMAN			
FR7995	(IG)KNOCKSOUNA BOUM	PED	DP-IRL	233	83	112	3	-15	34	15	-91	15	6	21	0.33	0.16		(IG) KILFEACLE PIVOTAL			48
FR7356	(IG)GARRYNAGREE NEILLY SRM	SRM	DP-IRL	224	53	104	21	7	22	5	-75	4	5	9	0.13	0.14		COOLNASOON DIAMOND NUA SRM		✔	
FR8403	(IG)AGHERNBRIDGE MILTON	PED	DP-IRL	224	67	105	8	-2	37	8	-180	6	5	11	0.24	0.20		SCORDUFF NEART			44
FR8394	(IG)DERRYMELEEN JERICO SRM	SRM	DP-IRL	224	101	74	13	-4	35	11	109	15	12	27	0.19	0.14		(IG) FOXVIEW BOND			50
FR7398	(IG)GLENCROW ROMEL SRM	SRM	DP-IRL	219	69	104	3	-6	29	13	-205	4	6	10	0.21	0.23		COOLNASOON DIAMOND NUA SRM			
FR8295	(IG)CREFOGUE ZUCKER SRM	SRM	DP-IRL	217	83	81	7	-2	44	6	-19	13	8	21	0.24	0.15		(IG) FOXVIEW BOND			48
FR7851	(IG)GREENFORT ZAKI	PED	DP-IRL	215	83	69	7	4	42	14	22	13	8	21	0.21	0.13	✔	(IG) TAMARIU HAROLD	Sexed		50
FR7904	(IG)BRACKILE BLANDFORD	PED	DP-IRL	215	94	89	6	7	37	-22	-145	13	7	20	0.34	0.22		(IG) KILFEACLE PIVOTAL			54
FR6430	(IG)GHARBHCHOILL FISHER SRM	SRM	DP-IRL	211	59	95	0	3	37	12	-51	10	5	15	0.21	0.11	✔	(IG) KILFEACLE PIVOTAL			54
FR6547	(IG)STAMULLEN LUNASA SRM	SRM	DP-IRL	209	34	90	16	27	31	-1	-164	2	2	4	0.15	0.13		(IG) CORBALLIS EARLY SRM		✔	
FR4600	(IG) CLORANE DANDYMAN	PED	DP-IRL	207	59	60	12	33	40	-3	41	5	8	13	0.06	0.11	✔	(IG) LONGVIEW RELIABLE			
FR8016	(IG)LACCACROSS ORNATE SRM	SRM	DP-IRL	205	59	87	7	16	21	-2	-364	4	1	5	0.35	0.26		(IG) DOONMANAGH SEVILLE	Sexed		
FR7926	(IG)STAMULLEN ZAKERY SRM	SRM	DP-IRL	205	67	80	5	20	38	-6	-43	11	6	17	0.22	0.13		(IG) HIGHMOUNT STARK			51
FR7047	(IG)BAURAVILLA PISTOL SRM	SRM	DP-IRL	204	60	103	0	3	23	10	-147	10	3	13	0.29	0.15		(IG) KILFEACLE PIVOTAL			52
FR7929	(IG)TANKARDSROCK TEAK	PED	DP-IRL	198	64	63	28	12	33	-2	168	12	8	20	0.10	0.04		(IG) BALLINTOSIG RING O	Sexed		51
FR7944	(IG)VICISLAND NIFTY	PED	DP-IRL	198	65	77	3	35	32	-23	-96	9	5	14	0.22	0.15		(IG) HIGHMOUNT STARK	Sexed		53
FR6853	(IG)KNOCKENRIGHT CHESSMAN	PED	DP-IRL	192	80	38	4	40	40	-10	-24	10	8	18	0.19	0.16		(IG) CLORANE DANDYMAN			53
FR7359	(IG)MOORABBY NAVAJO	PED	DP-IRL	189	95	54	14	-9	20	27	189	19	11	30	0.19	0.08		(IG) SPRINGHAVEN SUPREME			49
FR7860	(IG)DOONMANAGH REDCLIFF	PED	DP-IRL	183	54	82	7	-11	32	18	-99	6	5	11	0.17	0.14	✔	GLENABOY RONALD	Sexed		49
FR6772	(IG)BALLYCARNEY DENMAN	PED	DP-IRL	175	59	68	7	4	42	-7	-67	16	2	18	0.33	0.08	✔	(IG) KILFEACLE PIVOTAL			52
FR7311	(IG)CRAIGTOWN VALFREDO SRM	SRM	DP-IRL	173	45	60	8	19	28	2	-112	10	2	12	0.25	0.10		(IG) KILFEACLE PIVOTAL			
FR6139	(IG)LISDUFF PERCEPTION	PED	DP-IRL	156	74	45	20	-13	31	12	383	14	13	27	-0.02	-0.01		WESTCOAST PERSEUS			55
FR7910	(IG)BALLYELLY CHILLI	PED	DP-IRL	153	83	56	12	-23	32	16	429	11	15	26	-0.09	0.02	✔	PEAK CHILTON-ET			55
FR4187	WESTCOAST PERSEUS	PED	DP-IRL	127	102	15	13	-14	23	13	514	15	19	34	-0.09	0.02	✔	SANDY-VALLEY-I PENMANSHIP		✔	
FR9702	WESTCOAST ALMAMATER	PED	DP-IRL	77	48	10	18	-25	24	6	226	9	8	17	0.00	0.00		WESTCOAST ALCOVE	Sexed	✔	
FR7533	BOMAZ EPISODE-ET	PED	DP-IRL	67	123	-37	6	-25	13	17	270	28	13	41	0.30	0.07		DENOVO 8084 ENTITY-ET	Sexed Only	✔	
FR9704	SANDY-VALLEY I BATMAN-ET	PED	DP-IRL	40	70	-27	8	-8	20	-4	124	13	8	21	0.15	0.07		SILVERRIDGE V IMAX	Sexed	✔	
FR4368	WESTCOAST YAMASKA	PED	DP-IRL	36	98	-37	13	-7	17	-25	270	17	13	30	0.11	0.07		SANDY-VALLEY AFTERBURNER-ET	Sexed	✔	

	EBI	Prod. SI	Fert. SI	Health SI	Maint. SI	Calv.SI	Beef SI	Milk Kg	Fat Kg	Prot Kg	Solids kg	Fat %	Prot %
Average	189	71	69	9	5	33	2	20	11	7	18	0.18	0.12

Strength Panel

Breeding medium sized, strong, robust cows
Average on stature but wider for Chest & Rump Width
Maintaining good Body Condition Score (BCS)
Averaging 19kg of Milk Solids and 0.16% Protein

Code	Name	Cat	Proof	EBI	Prod. SI	Fert. SI	Health SI	Maint. SI	Calv. SI	Beef SI	Milk Kg	Fat Kg	Prot Kg	Solids kg	Fat %	Prot %	BCS	STATURE	CHEST WIDTH	ANGULARITY	RUMP WIDTH	Easy calving	Sire	Sexed	Page No.
FR2533	(IG)BUNACLOY FANTASY	PED	GS	268	80	137	22	3	31	-15	-82	11	7	18	0.26	0.17	2.05	0.36	1.17	-1.00	1.27		BALLINTOSIG STAR TREK	Sexed	25
FR1952	(IG)GORTNASKEHY GOLFER SRM	SRM	GS	263	86	99	14	19	40	0	-74	11	8	19	0.25	0.18	1.05	0.16	0.30	-0.84	0.52		(IG)AGHERNBRIDGE MILTON	Sexed	40
FR2568	(IG)COOLMORE JIPCOT SRM	SRM	GS	263	75	93	17	27	34	2	7	11	8	19	0.18	0.13	0.81	-0.38	0.30	-0.66	0.54		(IG)TINNAKILL GRANDSLAM		
FR1982	(IG)COOPERHILL CEMENT SRM	SRM	GS	261	81	99	15	15	37	-6	-120	12	6	18	0.29	0.18	1.18	-0.94	1.51	-0.37	0.16		GLENABOY HERO	Sexed	41
FR2594	(IG)BALLYCUMMER MILLFORCE SRM	SRM	GS	260	89	114	15	10	36	-14	-201	13	6	19	0.38	0.23	1.07	-0.48	1.48	-0.31	0.86		(IG)AGHERNBRIDGE MILTON		
FR2565	(IG)CILLWALSH IDAHO	PED	GS	260	73	120	16	12	29	-1	-128	7	7	14	0.21	0.19	1.50	0.15	0.78	-0.70	0.90		(IG)AGHERNBRIDGE MILTON		21
FR2542	(IG)RONNOCO MEDIATOR SRM	SRM	GS	253	89	102	6	6	28	18	-59	14	8	22	0.29	0.17	0.22	-0.33	0.06	-0.72	1.48		(IG)CARRIGLEAGH STARWAR SRM		
FR7995	(IG)KNOCKSOUNA BOUM	PED	DP-IRL	233	83	112	3	-15	34	15	-91	15	6	21	0.33	0.16	1.12	-0.63	1.01	-0.86	0.23		(IG) KILFEACLE PIVOTAL		48
FR2544	(IG)BALLAGH SPICEMAN	PED	GS	232	77	89	5	34	28	-13	-113	12	6	18	0.29	0.17	0.55	0.86	0.61	0.16	1.90		(IG)AGHERNBRIDGE MILTON		29
FR9034	(IG)OLCASTLETOWN CAPTAIN SRM	SRM	GS	231	77	92	17	9	32	-2	-28	13	7	20	0.25	0.13	1.06	0.09	0.97	-1.34	0.85		(IG)TISAXON TROOPER	Sexed	35
FR9019	(IG)ANNALACK SEBRING	PED	GS	228	57	95	24	19	25	7	-119	14	2	16	0.33	0.11	0.44	-0.46	0.09	-0.06	1.48		(IG) HIGHMOUNT STARK		
FR9289	(IG) JOHNSWELL RORY	PED	GS	226	92	71	21	-4	42	14	246	16	12	28	0.11	0.06	0.74	0.35	0.47	-0.11	0.39		MB AMAX RDC	Sexed	28
FR2570	(IG)CLOONIGNEY BRADSELL	PED	GS	222	82	98	6	17	38	-22	-214	11	5	16	0.35	0.22	0.15	0.91	0.72	-0.25	0.38		(IG)AGHERNBRIDGE MILTON		
FR7398	(IG)GLENCROW ROMEL SRM	SRM	DP-IRL	219	69	104	3	-6	29	13	-205	4	6	10	0.21	0.23	1.19	-0.99	0.06	-1.45	0.11		COOLNASOON DIAMOND NUA SRM		
FR7904	(IG)BRACKILE BLANDFORD	PED	DP-IRL	215	94	89	6	7	37	-22	-145	13	7	20	0.34	0.22	1.37	-0.75	0.53	-1.09	0.93		(IG) KILFEACLE PIVOTAL		54
FR7851	(IG)GREENFORT ZAKI	PED	DP-IRL	215	83	69	7	4	42	14	22	13	8	21	0.21	0.13	0.10	-0.31	0.80	-0.40	-0.08	✔	(IG) TAMARIU HAROLD	Sexed	50
FR7926	(IG)STAMULLEN ZAKERY SRM	SRM	DP-IRL	205	67	80	5	20	38	-6	-43	11	6	17	0.22	0.13	0.34	-0.59	1.65	-0.90	0.03		(IG) HIGHMOUNT STARK		51
FR8835	(IG)CREAGHFARM TRUMAN SRM	SRM	GS	186	85	82	12	9	24	-22	-128	15	6	21	0.35	0.18	-0.57	-0.09	0.40	-0.15	1.95		(IG)LOCHINVER JODY SRM		41
FR8724	(IG)CALLANVIEW KINROSS SRM	SRM	GS	176	87	43	5	-5	33	21	42	11	10	21	0.16	0.15	1.70	-0.89	1.49	-1.07	1.76	✔	BAWNGARRA BRÓD		
FR7910	(IG)BALLYELLY CHILLI	PED	DP-IRL	153	83	56	12	-23	32	16	429	11	15	26	-0.09	0.02	0.53	0.09	0.21	-0.42	0.42	✔	PEAK CHILTON-ET		55

	EBI	Prod. SI	Fert. SI	Health SI	Maint. SI	Calv.SI	Beef SI	Milk Kg	Fat Kg	Prot Kg	Solids kg	Fat %	Prot %
Average	228	80	92	12	8	33	0	-50	12	7	19	0.25	0.16

Outcross Panel

High Performing Genetically Diverse Sires
No Sire or Grand Sire bred from Mojo, Teak, Seville, Albert, Pivotal, LWR, LHZ, Anton or Ronaldo.
Breeding balanced production and fertility

Code	Name	Cat	Proof	EBI	Prod. SI	Fert. SI	Health SI	Maint. SI	Calv.SI	Beef SI	Milk Kg	Fat Kg	Prot Kg	Solids kg	Fat %	Prot %	Easy Calving	Sire	PGS	MGS	Sexed	Pre Order	Page No.
FR2537	(IG)CREFOGUE TOPBIKE SRM	SRM	GS	327	66	175	21	33	35	-23	-29	8	7	15	0.16	0.14		GLENABOY ALLSTAR SRM	BAWNGARRA BRÓD	DUNGOURNEY CREMIN	Sexed		40
FR2592	(IG)COOLANAGH NOBELMAN SRM	SRM	GS	296	63	125	14	49	48	-29	-347	9	1	10	0.43	0.23		(IG)VICISLAND NIFTY	(IG) HIGHMOUNT STARK	JEANJO ABSOLUTE			38
FR2571	(IG) BALLINARD MIXTO SRM	SRM	GS	285	74	105	3	37	50	-2	-145	12	5	17	0.32	0.17		(IG)MONAVRIN ELI SRM	(IG) CLORANE DANDYMAN	(IG) OAKGLEN HARRY			39
FR2532	(IG)SWIFTSHEATH LUCKY	PED	GS	279	75	127	15	22	47	-19	89	11	9	20	0.13	0.10		(IG)TINNAKILL GRANDSLAM	(IG) HIGHMOUNT STARK	(IG)RAGLAN OMEGA PROFIT	Sexed		21
FR9010	(IG)NEXTGEN GIRVIN SRM	SRM	GS	274	74	129	18	17	42	-28	-225	13	3	16	0.40	0.19	✔	BALLINARD COMPONENTS	(IG) OAKGLEN HARRY	(IG) NEXTGEN YKG CANDY 593	Sexed		37
FR2533	(IG)BUNACLOY FANTASY	PED	GS	268	80	137	22	3	31	-15	-82	11	7	18	0.26	0.17		BALLINTOSIG STAR TREK	SAINTBRIGID FRANK JOSEPH	ROSSBANE LEO 1112	Sexed		25
FR1985	(IG)BALLYCONRA RHODIN	PED	GS	265	88	116	19	4	41	-5	-8	14	9	23	0.24	0.15		(IG) AGHERNBRIDGE MILTON	SCORDUFF NEART	(IG)CAPPAUNIAC ARAMAX	Sexed		24
FR2547	(IG)KILLALOUGH NURTURE SRM	SRM	GS	265	79	105	15	28	41	-17	-165	11	6	17	0.31	0.20		GLENABOY ALLSTAR SRM	BAWNGARRA BRÓD	ARDALLEN FERGUS	Sexed		37
FR1952	(IG)GORTNASKEHY GOLFER SRM	SRM	GS	263	86	99	14	19	40	0	-74	11	8	19	0.25	0.18		(IG) AGHERNBRIDGE MILTON	SCORDUFF NEART	(IG) CLORANE DANDYMAN	Sexed		40
FR1982	(IG)COOPERHILL CEMENT SRM	SRM	GS	261	81	99	15	15	37	-6	-120	12	6	18	0.29	0.18		GLENABOY HERO	TINNAKILL NAVIGATOR	(IG) HILLSDALE HARTY	Sexed		41
FR2565	(IG)CILLWALSH IDAHO	PED	GS	260	73	120	16	12	29	-1	-128	7	7	14	0.21	0.19		(IG) AGHERNBRIDGE MILTON	SCORDUFF NEART	CILLWALSH ANDREW			21
FR8658	(IG)TUOHY HISTORIC	PED	GS	251	90	95	17	18	31	-11	88	10	11	21	0.12	0.14		(IG) TAMARIU HAROLD	(IG) CURRIHEVERN RUDOLPH	COOLNASOON ART	Sexed		22
FR2543	(IG)DROMANA AUDITOR SRM	SRM	GS	251	79	98	17	29	36	-18	-88	13	6	19	0.29	0.16		ROCHEMOUNT LAD	(IG) ROSSBANE NIALL	FORTFERGUS ARTIC ORCA	Sexed		39
FR1988	(IG)GREENHILLS STARKEY	PED	GS	244	85	94	8	22	36	-3	47	12	10	22	0.17	0.14		(IG)VICISLAND SHUNTER	SAINTBRIGID FRANK JOSEPH	(IG) HIGHMOUNT STARK	Sexed		33
FR9839	(IG)BELLVIEW PATCHWORK	PED	GS	235	77	108	14	6	30	-8	-34	9	8	17	0.18	0.16		(IG) AGHERNBRIDGE MILTON	SCORDUFF NEART	(IG) CORNASLIEVE VIRGINIA			31
FR9001	(IG)DOONMANAGH PAULSON	PED	GS	227	83	91	13	20	32	-19	-5	11	9	20	0.19	0.15		OLCASTLETOWN PHOENIX 1849	GORTCREEN SEBASTAIN	COOLNASOON ART	Sexed		30
FR9289	(IG) JOHNSWELL RORY	PED	GS	226	92	71	21	-4	42	14	246	16	12	28	0.11	0.06		MB AMAX RDC	GEN-I-BEQ AIKMAN VG 86	GORTCREEN SEBASTAIN	Sexed		28
FR9881	(IG)LISDUFF NAPOLEON ET	PED	GS	217	83	92	21	-29	38	13	139	12	11	23	0.12	0.10	✔	PROGENESIS NAPAVALLEY	SCHOENE-KUH ALTAROBERT-ET	FLY-HIGHER MOD CADE-ET	Sexed		27
FR7851	(IG)GREENFORT ZAKI	PED	DP-IRL	215	83	69	7	4	42	14	22	13	8	21	0.21	0.13	✔	(IG) TAMARIU HAROLD	(IG) CURRIHEVERN RUDOLPH	(IG) OAKGLEN HARRY	Sexed		50

	EBI	Prod. SI	Fert. SI	Health SI	Maint. SI	Calv.SI	Beef SI	Milk Kg	Fat Kg	Prot Kg	Solids kg	Fat %	Prot %
Average	258	80	108	15	16	38	-9	-43	11	8	19	0.23	0.15

Easy Calving Panel

Proven easy calving sires

Less than 6% Heifer calving difficulty with records backing this up

Code	Name	Cat	Proof	EBI	Prod. SI	Fert. SI	Health SI	Maint. SI	Calv.SI	Beef SI	Milk Kg	Fat Kg	Prot Kg	Solids kg	Fat %	Prot %	Cdiff Records	Heifer cdiff Risk	Heifer cdiff Difficulty	Sire	Sexed	Pre Order	Page No.
FR8709	(IG)OLCASTLETOWN MOJO	PED	GS	285	86	120	-3	19	47	0	-96	14	7	21	0.31	0.18	8212	Low	5.1	SAINTBRIGID FRANK JOSEPH	Sexed		30
FR9010	(IG)NEXTGEN GIRVIN SRM	SRM	GS	274	74	129	18	17	42	-28	-225	13	3	16	0.40	0.19	327	Low	4.05	BALLINARD COMPONENTS	Sexed		37
FR7257	(IG)KILDRINAGH IVANT	PED	DP-IRL	274	71	126	13	19	50	-13	118	11	9	20	0.11	0.08	3152	Low	4.97	JEANJO ABSOLUTE			45
FR9016	(IG)TINNAKILL GRANDSLAM	PED	GS	260	95	68	13	38	50	-13	0	12	10	22	0.2	0.18	7301	Low	5.82	(IG) HIGHMOUNT STARK	Sexed		29
FR7875	(IG)BRIDEPARK KEMBOY SRM	SRM	DP-IRL	253	50	131	9	21	46	-26	-247	8	1	9	0.32	0.17	427	Low	5.54	(IG) KILFEACLE PIVOTAL			
FR9145	(IG)DERRYMELEEN JUSTIFY SRM	SRM	GS	250	70	112	20	11	20	12	-19	9	7	16	0.18	0.13	800	Low	5.39	(IG)ARDROW WILDING SRM			
FR7869	(IG)CARRIGLEAGH KINGMAN	PED	GS	249	69	112	11	20	47	-25	-224	13	2	15	0.39	0.18	3098	Low	5.65	(IG) KILFEACLE PIVOTAL			
FR8466	(IG)DERRYMELEEN EXUDE SRM	SRM	GS	237	77	89	12	26	39	-13	-15	16	6	22	0.28	0.12	1500	Low	5.21	(IG) KILFEACLE PIVOTAL	Sexed		42
FR7907	(IG)GREENHILLS BALLINTOSIG	PED	DP-IRL	235	54	95	20	-8	58	18	16	10	5	15	0.16	0.08	2481	Low	4.78	(IG) BALLINTOSIG RING O	Sexed		44
FR7890	(IG)MONAVRIN ELI SRM	SRM	DP-IRL	235	48	91	-1	55	44	-23	-150	7	2	9	0.24	0.13	4316	Low	5.57	(IG) CLORANE DANDYMAN			
FR5822	(IG)COGRAN JANZEN SRM	SRM	GS	235	81	104	-4	18	37	-19	-156	11	6	17	0.32	0.20	565	Low	5	OLCASTLETOWN CASPER			
FR9848	(IG)KILLALOUGH KAOLIN SRM	SRM	GS	223	96	75	8	1	31	12	-58	14	9	23	0.29	0.19	643	Low	5.77	BALLINTOSIG MISTER MAN	Sexed		35
FR9881	(IG)LISDUFF NAPOLEON ET	PED	GS	217	83	92	21	-29	38	13	139	12	11	23	0.12	0.10	332	Low	5.26	PROGENESIS NAPAVALLEY	Sexed		27
FR7851	(IG)GREENFORT ZAKI	PED	DP-IRL	215	83	69	7	4	42	14	22	13	8	21	0.21	0.13	2420	Low	5.65	(IG) TAMARIU HAROLD	Sexed		50
FR9148	(IG)CLOONIGNEY LOBSTER	PED	GS	215	83	63	12	16	41	8	20	15	8	23	0.25	0.12	2632	Low	5.76	(IG) HIGHMOUNT STARK			
FR7158	(IG)DOONMANAGH CHOPPER	PED	DP-IRL	213	97	55	10	19	45	-1	415	11	17	28	-0.09	0.05	776	Low	4.84	LARS-ACRES SUPER NERD-ET			56
FR5816	(IG)CLOONIGNEY PINATUBO	PED	GS	211	85	50	27	9	42	-6	55	14	9	23	0.21	0.12	508	Low	5.92	(IG)TANKARDSROCK TEAK	Sexed		26
FR6430	(IG)GHARBHCHOILL FISHER SRM	SRM	DP-IRL	211	59	95	0	3	37	12	-51	10	5	15	0.21	0.11	375	Low	5.59	(IG) KILFEACLE PIVOTAL			54
FR9124	(IG)BALMLAG LEDGER	PED	GS	210	76	69	8	17	49	-21	73	15	8	23	0.21	0.09	997	Low	5.12	PINE-TREE LAWSON LARRY-ET	Sexed		32
FR4600	(IG) CLORANE DANDYMAN	PED	DP-IRL	207	59	60	12	33	40	-3	41	5	8	13	0.06	0.11	18067	Low	5.81	(IG) LONGVIEW RELIABLE			
FR7110	(IG)PARKDUV OSORNO	PED	DP-IRL	207	47	85	3	36	41	-4	228	6	9	15	-0.05	0.02	571	Low	4.85	(IG) KILFEACLE PIVOTAL			
FR6439	(IG)OAKFARM BEHINS ZEUS	PED	DP-IRL	198	48	105	21	21	31	-37	-6	6	5	11	0.10	0.09	7317	Low	5.71	(IG) KILFEACLE PIVOTAL			
FR7881	(IG)BAINNEMORE SIAMSA	PED	DP-IRL	198	104	70	-1	9	35	-17	-76	10	11	21	0.22	0.24	3773	Low	5.69	(IG) DOONMANAGH SEVILLE			
FR7296	(IG)CAPPAUNIAC ARAMAX	PED	DP-IRL	196	33	112	0	16	49	-28	-57	7	2	9	0.16	0.06	6103	Low	5	(IG) KILFEACLE PIVOTAL			
FR9316	(IG)DUNGRANGE DAN	PED	GS	194	82	71	13	15	38	-25	113	18	8	26	0.23	0.07	2898	Low	5.29	(IG)BALLYCARNEY DENMAN			
FR7860	(IG)DOONMANAGH REDCLIFF	PED	DP-IRL	183	54	82	7	-11	32	18	-99	6	5	11	0.17	0.14	2087	Low	5.13	GLENABOY RONALD	Sexed		49
FR8724	(IG)CALLANVIEW KINROSS SRM	SRM	GS	176	87	43	5	-5	33	21	42	11	10	21	0.16	0.15	502	Low	5.65	BAWNGARRA BRÓD			
FR6772	(IG)BALLYCARNEY DENMAN	PED	DP-IRL	175	59	68	7	4	42	-7	-67	16	2	18	0.33	0.08	10485	Low	5.36	(IG) KILFEACLE PIVOTAL			52
FR8307	WINSTAR GRAZIANO-ET	PED	DP-INT	169	114	52	12	-18	33	-9	338	26	14	40	0.21	0.04	426	Low	5.37	PEAK ALTAZAZZLE-ET		✔	58

	EBI	Prod. SI	Fert. SI	Health SI	Maint. SI	Calv.SI	Beef SI	Milk Kg	Fat Kg	Prot Kg	Solids kg	Fat %	Prot %
Average	221	73	86	10	13	41	-7	3	12	7	19	0.20	0.12

Health Panel

High Health Sub-Index Sires = Higher resistance to TB, Mastitis, Lameness and SCC
High Component Sires and Fantastic Milk Solids

Lower values = Lower prevalence of TB, Mastitis, Lameness and SCC

Code	Name	Cat	Proof	EBI	Prod. SI	Fert. SI	Health SI	Maint. SI	Calv.SI	Beef SI	Milk Kg	Fat Kg	Prot Kg	Solids kg	Fat %	Prot %	TB	Lameness	Mastitis	SCC	Easy Calv.	Sire	Sexed	Pre Order	Page No.
FR2569	(IG)CARRIGMEAL STAMFORD	PED	GS	236	68	95	32	11	29	-12	52	14	6	20	0.21	0.08	4.67	-0.04	-0.04	-0.09		(IG)TANKARDSROCK TEAK	Sexed		33
FR7929	(IG)TANKARDSROCK TEAK	PED	DP-IRL	198	64	63	28	12	33	-2	168	12	8	20	0.10	0.04	6.04	-0.04	-0.02	-0.15		(IG) BALLINTOSIG RING O	Sexed		51
FR5816	(IG)CLOONIGNEY PINATUBO	PED	GS	211	85	50	27	9	42	-6	55	14	9	23	0.21	0.12	4.53	-0.01	-0.01	-0.09	✔	(IG)TANKARDSROCK TEAK	Sexed		26
FR9842	(IG)BALLYDEHOB RINGO	PED	GS	214	74	78	25	-9	35	18	67	15	7	22	0.21	0.09	5.41	0.00	-0.02	-0.10		(IG) BALLINTOSIG RING O	Sexed		26
FR9019	(IG)ANNALACK SEBRING	PED	GS	228	57	95	24	19	25	7	-119	14	2	16	0.33	0.11	4.70	0.00	-0.01	-0.04		(IG) HIGHMOUNT STARK			
FR2533	(IG)BUNACLOY FANTASY	PED	GS	268	80	137	22	3	31	-15	-82	11	7	18	0.26	0.17	6.60	-0.01	-0.04	-0.08		BALLINTOSIG STAR TREK	Sexed		25
FR1949	(IG)CLUAIN SHACKLETON	PED	GS	249	69	105	22	6	46	4	151	12	9	21	0.10	0.06	6.94	-0.03	-0.02	-0.10		(IG)TANKARDSROCK TEAK	Sexed		23
FR9289	(IG) JOHNSWELL RORY	PED	GS	226	92	71	21	-4	42	14	246	16	12	28	0.11	0.06	6.74	-0.02	-0.01	-0.10		MB AMAX RDC	Sexed		28
FR9881	(IG)LISDUFF NAPOLEON ET	PED	GS	217	83	92	21	-29	38	13	139	12	11	23	0.12	0.10	7.63	0.00	-0.03	-0.18	✔	PROGENESIS NAPAVALLEY	Sexed		27
FR2537	(IG)CREFOGUE TOPBIKE SRM	SRM	GS	327	66	175	21	33	35	-23	-29	8	7	15	0.16	0.14	6.71	-0.02	-0.03	-0.05		GLENABOY ALLSTAR SRM	Sexed		40
FR7356	(IG)GARRYNAGREE NEILLY SRM	SRM	DP-IRL	224	53	104	21	7	22	5	-75	4	5	9	0.13	0.14	6.83	-0.01	-0.02	-0.12		COOLNASOON DIAMOND NUA SRM		✔	
FR7907	(IG)GREENHILLS BALLINTOSIG	PED	DP-IRL	235	54	95	20	-8	58	18	16	10	5	15	0.16	0.08	5.90	-0.02	0.01	-0.05	✔	(IG) BALLINTOSIG RING O	Sexed		44
FR9145	(IG)DERRYMELEEN JUSTIFY SRM	SRM	GS	250	70	112	20	11	20	12	-19	9	7	16	0.18	0.13	6.50	-0.02	-0.02	-0.04	✔	(IG)ARDROW WILDING SRM			
FR1985	(IG)BALLYCONRA RHODIN	PED	GS	265	88	116	19	4	41	-5	-8	14	9	23	0.24	0.15	6.20	-0.01	-0.01	-0.03		(IG)AGHERNBRIDGE MILTON	Sexed		24
FR1500	VATLAND GROVES-ET	PED	GS	107	96	10	19	-21	25	-3	424	18	15	33	0.02	0.01	8.14	-0.01	-0.02	-0.16		PINE-TREE GARDNER-ET	Sexed	✔	60
FR9010	(IG)NEXTGEN GIRVIN SRM	SRM	GS	274	74	129	18	17	42	-28	-225	13	3	16	0.40	0.19	6.80	-0.01	-0.02	-0.05	✔	BALLINARD COMPONENTS	Sexed		37
FR8658	(IG)TUOHY HISTORIC	PED	GS	251	90	95	17	18	31	-11	88	10	11	21	0.12	0.14	4.14	0.01	0.03	0.04		(IG) TAMARIU HAROLD	Sexed		22
FR9034	(IG)OLCASTLETOWN CAPTAIN SRM	SRM	GS	231	77	92	17	9	32	-2	-28	13	7	20	0.25	0.13	6.44	0.00	0.01	-0.07		(IG)TISAXON TROOPER	Sexed		35
FR2587	(IG)DANGANBEG JUSTINTIME SRM	SRM	GS	262	92	111	17	14	27	-9	-91	15	7	22	0.33	0.18	6.08	0.01	-0.01	-0.02		(IG)NEXTGEN GIRVIN SRM	Sexed		36
FR2543	(IG)DROMANA AUDITOR SRM	SRM	GS	251	79	98	17	29	36	-18	-88	13	6	19	0.29	0.16	6.74	0.00	0.00	-0.08		ROCHEMOUNT LAD	Sexed		39
FR2568	(IG)COOLMORE JIPCOT SRM	SRM	GS	263	75	93	17	27	34	2	7	11	8	19	0.18	0.13	6.96	0.00	-0.01	-0.07		(IG)TINNAKILL GRANDSLAM			
FR1991	(IG)GREENHILLS SOLAR SRM	SRM	GS	251	98	65	16	8	46	14	-35	15	9	24	0.29	0.18	6.29	0.00	0.01	-0.04		(IG)GREENFORT ZAKI	Sexed		38
FR2565	(IG)CILLWALSH IDAHO	PED	GS	260	73	120	16	12	29	-1	-128	7	7	14	0.21	0.19	7.12	-0.01	0.00	-0.07		(IG)AGHERNBRIDGE MILTON			21
FR1191	(IG)GEATABAN STEVO	PED	GS	242	67	141	16	11	24	-23	-121	12	4	16	0.29	0.15	8.01	0	-0.02	-0.11		(IG)OAKFARM BEHINS ZEUS			23
FR2532	(IG)SWIFTSHEATH LUCKY	PED	GS	279	75	127	15	22	47	-19	89	11	9	20	0.13	0.10	6.41	0.02	0.01	-0.07		(IG)TINNAKILL GRANDSLAM	Sexed		21
FR1952	(IG)GORTNASKEHY GOLFER SRM	SRM	GS	263	86	99	14	19	40	0	-74	11	8	19	0.25	0.18	7.31	0.01	0.00	-0.06		(IG)AGHERNBRIDGE MILTON	Sexed		40
FR9839	(IG)BELLVIEW PATCHWORK	PED	GS	235	77	108	14	6	30	-8	-34	9	8	17	0.18	0.16	7.51	0.00	-0.01	-0.05		(IG)AGHERNBRIDGE MILTON			31
FR7359	(IG)MOORABBY NAVAJO	PED	DP-IRL	189	95	54	14	-9	20	27	189	19	11	30	0.19	0.08	8.26	0.01	0.01	-0.16		(IG) SPRINGHAVEN SUPREME			49
FR2790	HUL-STEIN NACHO	PED	GS	157	115	17	14	-19	46	-3	277	25	13	38	0.23	0.07	8.26	0.03	-0.01	-0.15		PEAK ALTAALANZO-ET	Sexed	✔	59

	EBI	Prod. SI	Fert. SI	Health SI	Maint. SI	Calv.SI	Beef SI	Milk Kg	Fat Kg	Prot Kg	Solids kg	Fat %	Prot %	TB	Lameness	Mastitis	SCC
Average	237	78	95	19	7	35	-2	28	13	8	21	0.20	0.12	6.55	-0.01	-0.01	-0.08

British Friesian Panel

Breeding robust strong cows

Munster Bovine** have exclusive access to **World Class British Friesian Bulls** through **Genus ABS

Code	Name	Cat	Proof	EBI	Prod. SI	Fert. SI	Health SI	Maint. SI	Calv.SI	Beef SI	Milk Kg	Fat Kg	Prot Kg	Solids kg	Fat %	Prot %	Easy Calving	Sire	Sexed	Pre Order	Page No.
FR9940	(IG)BARROWVALE EXCALIBUR	PED	GS	164	3	75	24	26	11	9	108	3	1	4	-0.03	-0.04		LISMULLIGAN EXCALIBUR	Sexed		62
FR9947	(IG)BARROWVALE DEADLY	PED	GS	160	6	51	20	15	39	18	34	2	1	3	0.01	-0.01		CARRICKSHOCK GTW	Sexed		62
TZU	CATLANE CARACTACUS	PED	DP-IRL	141	-43	68	25	46	15	-11	-201	-13	-5	-18	-0.10	0.03	✔	CATLANE CORSAIR			
WSL	DERRINSALLOW ANN 013 DARREN	PED	DP-IRL	122	-13	38	17	23	18	21	-44	-7	-1	-8	-0.08	0.02		(IG) SUNNYBANK OMAN			
RHS	RAHEENARRAN MEB SOCHAR	PED	DP-IRL	122	-43	60	31	15	33	7	-317	-9	-8	-17	0.06	0.04	✔	MOERBEKER BAS			
FR6667	CARRICKSHOCK GTW	PED	DP-IRL	112	-27	60	19	13	30	-3	-112	-7	-4	-11	-0.04	0.00		(IG) BALLYNAGRANA CENTURION 2		✔	
FR1016	GOONHILLY COVERACK	SRM	GS	92	-57	56	20	23	15	11	-257	-10	-9	-19	-0.01	-0.01		GOONHILLY SEB		✔	63
ZJJ	(IG) RAHEENARRAN MR JINGLES	PED	DP-IRL	81	-35	30	32	24	6	3	-334	-8	-8	-16	0.09	0.06		CATLANE SPITFIRE			
YMZ	(IG) KILDRINAGH MARTY	PED	DP-IRL	79	-31	16	12	33	40	-5	-168	-6	-5	-11	0.00	0.01	✔	BARROWVALE MARTELL 12			
GYR	(IG) GLENROSE HARRY	PED	DP-IRL	74	-4	20	15	28	-13	14	-305	0	-6	-6	0.22	0.09		DONEEN MARLEEN HUGO			
FR2647	GOONHILLY ACKER RED	PED	GS	50	-60	47	13	17	10	4	-125	-9	-8	-17	-0.07	-0.07		INCH JAKE	Sexed	✔	63
S3449	BARNCLUTH ARDLUI	PED	GS	4	-65	-11	20	19	13	17	-128	-8	-9	-17	-0.05	-0.09		SKYHIGH PATROL		✔	
FR2646	GOONHILLY SIMBA	PED	GS	-13	-65	-3	9	32	-2	-9	-221	-12	-9	-21	-0.05	-0.03		INCH KID	Sexed	✔	

Jersey X Panel

Code	Name	Cat	Proof	EBI	Prod. SI	Fert. SI	Health SI	Maint. SI	Calv.SI	Beef SI	Milk Kg	Fat Kg	Prot Kg	Solids kg	Fat %	Prot %	Easy Calving	Sire	Sexed	Pre Order	Page No.
FR2575	(IG) KNOCKNASEED ETALON SRM	XSR	GS	284	82	128	12	35	45	-39	-168	7	7	14	0.24	0.23		(IG)AGHERNBRIDGE MILTON	Sexed		66
FR2578	(IG) FOXVIEW GRAIG SRM	XSR	GS	274	86	109	12	16	32	2	-73	12	8	20	0.25	0.18		(IG)OLCASTLETOWN MOJO			67
FRX134	(IG)LEADES ENDURANCE SRM	SRM	DP-IRL	257	83	92	12	60	31	-33	22	12	9	21	0.19	0.14	✔	(IG) HIGHMOUNT STARK	Sexed		66
FRX137	(IG) SHEANMORE ALBO	XSR	DP-IRL	197	58	74	9	2	46	-1	-9	5	7	12	0.09	0.13	✔	(IG) BALLYGOWN ALBERT	Sexed		67
FR7170	IG COOLNASOON ALAMO	XXX	DP-IRL	196	60	82	-12	31	39	-19	-195	6	4	10	0.25	0.19	✔	(IG) KILFEACLE PIVOTAL			
JEX281	(IG) ZENTA		GS	190	68	62	11	59	13	-45	-210	10	3	13	0.33	0.19		BARRACKHILL REUBEN			67
JE7164	IG SUIRHERO AMATO	XSR	DP-IRL	182	65	69	15	42	39	-66	-239	10	2	12	0.36	0.19	✔	PUKETAWA AD SUPERSTITION			67
JE8397	ELLISON PS TUNGSTEN JC14	XSR	DP-INT	135	96	19	7	71	34	-114	-274	15	5	20	0.47	0.26	✔	PUKETAWA AD SUPERSTITION		✔	
JEX146	(IG) LINVID FIRELITE	XSR	DP-IRL	125	53	32	5	63	33	-77	-56	11	3	14	0.23	0.09		MONEEN RIO			
JEX194	JULIAN JACARANDA J9F7	XSR	DP-INT	94	66	-15	12	76	30	-88	36	11	7	18	0.17	0.10		DRYSDALES SOVEREIGN		✔	

Jersey Panel

Code	Name	Cat	Proof	EBI	Prod. SI	Fert. SI	Health SI	Maint. SI	Calv.SI	Beef SI	Milk Kg	Fat Kg	Prot Kg	Solids kg	Fat %	Prot %	Easy Calving	Sire	Sexed	Pre Order	Page No.
JE9989	(IG) HILLCAP ASAIL	PED	GS	201	77	57	15	155	4	-163	-486	15	-1	14	0.64	0.29		DERRILAND CARRICK REBEL			65
JE9986	(IG) HILLCAP FAMOUS	PED	GS	190	103	42	10	132	22	-168	-342	19	4	23	0.60	0.28		DERRILAND CARRICK REBEL	Sexed		64
JE8661	BALLYRICHARD MIKE	PED	GS	162	74	33	18	110	18	-137	-314	18	0	18	0.55	0.20	✔	OKURA LT INTEGRITY			
JE7674	GRANTZ MZELLO LANCER ET	XSR	DP-INT	160	70	-18	10	132	44	-123	-296	12	2	14	0.44	0.21		PUKEROA TGM MANZELLO		✔	
JE9040	(IG)NEXTGEN CLIMBER	MXX	GS	158	75	27	10	120	33	-150	-478	10	0	10	0.55	0.31		KAITAKA OI LEOPARD ET			
JE2639	VJ GAMMELAGER LUXPLUS MONSE	PED	GS	143	49	55	18	140	-23	-140	-568	11	-5	6	0.64	0.27		VJ OUTRUP LUXI LUXPLUS	Sexed	✔	64
JE4155	PUKETAWA KING CONNACHT JG	PED	DP-IRL	141	61	22	21	82	19	-102	-578	12	-4	8	0.66	0.30	✔	ROMA MURMUR KINGPIN S3J		✔	
S3178	VJ HITMAN	PED	DP-INT	121	14	34	10	157	-7	-145	-724	0	-9	-9	0.56	0.30		VJ RONHOLM HICKEY HIAN		✔	
JE7779	VJ ALSTRUP HABBIT HAPPENS	PED	DP-INT	116	67	-5	11	168	-32	-133	-418	11	0	11	0.52	0.26		VJ GAMMELGAARD HAARE HABBIT	Sexed Only	✔	
JE9235	VJ GULDAGER KANTONA KJOLBY	PED	GS	114	18	29	14	159	-15	-148	-640	4	-9	-5	0.56	0.26		VJ SNEDSTED KLOV KANTONA	Sexed Only	✔	65
JE1179	VJ JUULSGAARD HAPPENS HARDER	PED	GS	108	70	-16	17	170	-20	-155	-423	15	-1	14	0.59	0.25		VJ ALSTRUP HABBIT HAPPENS	Sexed Only	✔	
JE2403	VJ HAZARD	PED	DP-IRL	99	62	14	0	140	-30	-127	-305	14	0	14	0.48	0.19		VJ HICKEY		✔	
JE9809	VJ SKLVAD DAU DANDI	PED	DP-INT	96	42	-6	15	146	-5	-137	-481	11	-5	6	0.56	0.22		VJ DAUBJERG HJORT DAU	Sexed Only	✔	65
JE9788	VJ KIBSGAARD JOCKO JOJO	PED	DP-INT	88	31	12	13	178	-20	-182	-438	4	-4	0	0.40	0.21		VJ BARSINGERHORN LOBO JOCKO	Sexed Only	✔	65
JE9229	VJ ADELGAARD KANTONA KASINO	PED	DP-INT	72	31	-9	7	167	-8	-165	-574	5	-6	-1	0.53	0.26		VJ SNEDSTED KLOV KANTONA	Sexed Only	✔	
JE4405	VJ BLANKE JASON JANKO	PED	DP-INT	57	8	7	4	161	-22	-155	-585	4	-9	-5	0.52	0.20		DJ JASON		✔	

TEST

Fleckvieh Panel

Breed high Milk Solids and super calf quality

Code	Name	Cat	Proof	EBI	Prod. SI	Fert. SI	Health SI	Maint. SI	Calv.SI	Beef SI	Milk Kg	Fat Kg	Prot Kg	Solids kg	Fat %	Prot %	Easy Calv.	Sire	Sexed	Pre Order	Page No.
S3383	GS HIERHER	PDP	DP-IRL	176	72	-1	17	-11	40	84	143	11	10	21	0.08	0.08	✔	GS HENDORF		✔	68
S3564	GS RENEGADE	PDP	DP-IRL	108	56	-7	15	-11	-4	85	270	16	8	24	0.09	-0.03		RUKSI		✔	68
SI6013	GS WIZZARD	PDP	DP-INT	100	5	15	15	-10	-52	128	-28	0	0	0	0.02	0.02		WATNOX *TA		✔	
SI7218	WEISSENSEE	PDP	DP-IRL	76	41	-14	22	-2	-42	89	248	4	9	13	-0.09	0.00		WABAN		✔	68
SI8214	MAHARI	PDP	DP-INT	65	18	6	10	-35	-17	105	21	1	3	4	0.00	0.03		GS MAHATMA PP		✔	
SI5040	DAX	PDP	DP-IRL	42	14	-14	10	-27	-33	111	167	5	3	8	-0.03	-0.04		DELL		✔	
SI8379	ZERO ONE *TA	PDP	DP-INT	16	25	11	22	-23	-82	83	-19	5	2	7	0.10	0.04		ZEPTER *TA		✔	68
SI4304	GS WALLIS	PDP	DP-IRL	-7	44	-43	13	-36	-49	88	178	12	6	18	0.08	-0.01		WALDBRAND		✔	

Irish Sexed Panel

A large range of high EBI sires balanced for high production and fertility
Variety of Maintenance Sub-Index sires to suit your system
High Component Sires and Fantastic Milk Solids

Code	Name	Cat	Proof	EBI	Prod. SI	Fert. SI	Health SI	Maint. SI	Calv.SI	Beef SI	Milk Kg	Fat Kg	Prot Kg	Solids kg	Fat %	Prot %	Easy Calving	Sire	Page No.
FR2537	(IG)CREFOGUE TOPBIKE SRM	SRM	GS	327	66	175	21	33	35	-23	-29	8	7	15	0.16	0.14		GLENABOY ALLSTAR SRM	40
FR8709	(IG)OLCASTLETOWN MOJO	PED	GS	285	86	120	-3	19	47	0	-96	14	7	21	0.31	0.18	✓	SAINTBRIGID FRANK JOSEPH	30
FR2575	(IG) KNOCKNASEED ETALON SRM	XSR	GS	284	82	128	12	35	45	-39	-168	7	7	14	0.24	0.23		(IG)AGHERNBRIDGE MILTON	66
FR2532	(IG)SWIFTSHEATH LUCKY	PED	GS	279	75	127	15	22	47	-19	89	11	9	20	0.13	0.10		(IG)TINNAKILL GRANDSLAM	21
FR2534	(IG)PARKDUV MAGICAL	PED	GS	278	112	106	11	7	36	7	78	16	13	29	0.22	0.17		(IG)OLCASTLETOWN MOJO	22
FR9010	(IG)NEXTGEN GIRVIN SRM	SRM	GS	274	74	129	18	17	42	-28	-225	13	3	16	0.40	0.19	✓	BALLINARD COMPONENTS	37
FR8388	(IG)KNOCKSOUNA SWOOP	PED	DP-IRL	271	90	120	2	14	24	14	51	14	9	23	0.21	0.13		(IG) TAMARIU HAROLD	45
FR2533	(IG)BUNACLOY FANTASY	PED	GS	268	80	137	22	3	31	-15	-82	11	7	18	0.26	0.17		BALLINTOSIG STAR TREK	25
FR1958	(IG)KILVURRA GRASSLEAF SRM	SRM	GS	268	104	90	4	15	52	4	43	15	11	26	0.23	0.17		OLCASTLETOWN CASPER	36
FR1985	(IG)BALLYCONRA RHODIN	PED	GS	265	88	116	19	4	41	-5	-8	14	9	23	0.24	0.15		(IG)AGHERNBRIDGE MILTON	24
FR2547	(IG)KILLALOUGH NURTURE SRM	SRM	GS	265	79	105	15	28	41	-17	-165	11	6	17	0.31	0.20		GLENABOY ALLSTAR SRM	37
FR1952	(IG)GORTNASKEHY GOLFER SRM	SRM	GS	263	86	99	14	19	40	0	-74	11	8	19	0.25	0.18		(IG)AGHERNBRIDGE MILTON	40
FR2587	(IG)DANGANBEG JUSTINTIME SRM	SRM	GS	262	92	111	17	14	27	-9	-91	15	7	22	0.33	0.18		(IG)NEXTGEN GIRVIN SRM	36
FR1982	(IG)COOPERHILL CEMENT SRM	SRM	GS	261	81	99	15	15	37	-6	-120	12	6	18	0.29	0.18		GLENABOY HERO	41
FR9016	(IG)TINNAKILL GRANDSLAM	PED	GS	260	95	68	13	38	50	-13	0	12	10	22	0.20	0.18	✓	(IG) HIGHMOUNT STARK	29
FRX134	(IG)LEADES ENDURANCE SRM	SRM	DP-IRL	257	83	92	12	60	31	-33	22	12	9	21	0.19	0.14	✓	(IG) HIGHMOUNT STARK	66
FR2563	(IG) EDENCURRA REALTIME	PED	GS	253	91	101	9	37	47	-44	113	14	11	25	0.16	0.12		(IG)CRAIGTOWN OBERON	24
FR8658	(IG)TUOHY HISTORIC	PED	GS	251	90	95	17	18	31	-11	88	10	11	21	0.12	0.14		(IG) TAMARIU HAROLD	22
FR1991	(IG)GREENHILLS SOLAR SRM	SRM	GS	251	98	65	16	8	46	14	-35	15	9	24	0.29	0.18		(IG)GREENFORT ZAKI	38
FR2543	(IG)DROMANA AUDITOR SRM	SRM	GS	251	79	98	17	29	36	-18	-88	13	6	19	0.29	0.16		ROCHEMOUNT LAD	39
FR1949	(IG)CLUAIN SHACKLETON	PED	GS	249	69	105	22	6	46	4	151	12	9	21	0.10	0.06		(IG)TANKARDSROCK TEAK	23
FR1988	(IG)GREENHILLS STARKEY	PED	GS	244	85	94	8	22	36	-3	47	12	10	22	0.17	0.14		(IG)VICISLAND SHUNTER	33
FR2500	(IG)MORTALSTOWN MATISSE	PED	GS	240	105	95	8	9	25	-2	43	17	11	28	0.26	0.16		(IG)CRAIGTOWN OBERON	25
FR8466	(IG)DERRYMELEEN EXUDE SRM	SRM	GS	237	77	89	12	26	39	-13	-15	16	6	22	0.28	0.12	✓	(IG) KILFEACLE PIVOTAL	42
FR2569	(IG)CARRIGMEAL STAMFORD	PED	GS	236	68	95	32	11	29	-12	52	14	6	20	0.21	0.08		(IG)TANKARDSROCK TEAK	33
FR7907	(IG)GREENHILLS BALLINTOSIG	PED	DP-IRL	235	54	95	20	-8	58	18	16	10	5	15	0.16	0.08	✓	(IG) BALLINTOSIG RING 0	44
FR2544	(IG)BALLAGH SPICEMAN	PED	GS	232	77	89	5	34	28	-13	-113	12	6	18	0.29	0.17		(IG)AGHERNBRIDGE MILTON	29
FR9034	(IG)OLCASTLETOWN CAPTAIN SRM	SRM	GS	231	77	92	17	9	32	-2	-28	13	7	20	0.25	0.13		(IG)TISAXON TROOPER	35
FR9001	(IG)DOONMANAGH PAULSON	PED	GS	227	83	91	13	20	32	-19	-5	11	9	20	0.19	0.15		OLCASTLETOWN PHOENIX 1849	30
FR9289	(IG) JOHNSWELL RORY	PED	GS	226	92	71	21	-4	42	14	246	16	12	28	0.11	0.06		MB AMAX RDC	28
FR9848	(IG)KILLALOUGH KAOLIN SRM	SRM	GS	223	96	75	8	1	31	12	-58	14	9	23	0.29	0.19	✓	BALLINTOSIG MISTER MAN	35
FR1185	(IG)KILLAVALLA LINESMAN	PED	GS	219	102	92	12	-5	22	2	-11	15	10	25	0.27	0.18		(IG)CRAIGTOWN OBERON	28
FR9881	(IG)LISDUFF NAPOLEON ET	PED	GS	217	83	92	21	-29	38	13	139	12	11	23	0.12	0.10	✓	PROGENESIS NAPAVALLEY	27
FR7851	(IG)GREENFORT ZAKI	PED	DP-IRL	215	83	69	7	4	42	14	22	13	8	21	0.21	0.13	✓	(IG) TAMARIU HAROLD	50
FR9842	(IG)BALLYDEHOB RINGO	PED	GS	214	74	78	25	-9	35	18	67	15	7	22	0.21	0.09		(IG) BALLINTOSIG RING 0	26
FR5816	(IG)CLOONIGNEY PINATUBO	PED	GS	211	85	50	27	9	42	-6	55	14	9	23	0.21	0.12	✓	(IG)TANKARDSROCK TEAK	26
FR9124	(IG)BALMLAG LEDGER	PED	GS	210	76	69	8	17	49	-21	73	15	8	23	0.21	0.09	✓	PINE-TREE LAWSON LARRY-ET	32
FR2536	(IG)BOWERSWOOD CASHBACK	PED	GS	199	88	93	8	-13	30	-3	150	16	10	26	0.17	0.09		SANDY-VALLEY MCGRAW-ET	27
FR7944	(IG)VICISLAND NIFTY	PED	DP-IRL	198	65	77	3	35	32	-23	-96	9	5	14	0.22	0.15		(IG) HIGHMOUNT STARK	53
FR7929	(IG)TANKARDSROCK TEAK	PED	DP-IRL	198	64	63	28	12	33	-2	168	12	8	20	0.10	0.04		(IG) BALLINTOSIG RING 0	51
FR1188	(IG)BROADMORE MASONARY	PED	GS	186	85	55	6	5	34	-5	-106	12	7	19	0.28	0.19		(IG)TOWNROCHE TURBO	31
FR7860	(IG)DOONMANAGH REDCLIFF	PED	DP-IRL	183	54	82	7	-11	32	18	-99	6	5	11	0.17	0.14	✓	GLENABOY RONALD	49
FR9940	(IG)BARROWVALE EXCALIBUR	PED	GS	164	3	75	24	26	11	9	108	3	1	4	-0.03	-0.04		LISMULLIGAN EXCALIBUR	62
FR9947	(IG)BARROWVALE DEADLY	PED	GS	160	6	51	20	15	39	18	34	2	1	3	0.01	-0.01		CARRICKSHOCK GTW	62
FR9178	(IG) LISDUFF C BREIZ	PED	GS	127	77	40	3	-6	22	-3	178	12	10	22	0.08	0.07		FLY-HIGHER MOD CADE-ET	57

All Sexed Bulls Are Pre Order

Genomic

FR2565 (IG)CILLWALSH IDAHO

PED

Herd Book Number: **HOLIRLM217532142840**

Date of Birth:	Beta Casein:	aAa	GENETIC DEFECTS	HO 81%, FR 19%
26/02/2024	**A1/A2**			

HEALTH | FERTILITY IMPROVER | OUTCROSS SIRE

SCAN QR CODE FOR MOST RECENT PROOF

Bred by: Liam Walsh, Tallow, Co Waterford

- **High Health & Fertility with the Red Carrier**
- **Superb High Component Cow Family**
- **Ease of Calving, Outcross Pedigree**

EBI NOV. 25 SOURCE ICBF		REL
EBI	260	59%
Prod. SI	73	81%
Fert. SI	120	41%
Carbon SI	11	59%
Calv. SI	29	60%
Beef. SI	-1	47%
Maint. SI	12	41%
Mgmt. SI	-1	15%
Health SI	16	62%

BOTTOM 10% 20% 30% 40% MEAN 40% 30% 20% TOP 10%

PRODUCTION	
Milk Kg	-128
Fat Kg	7
Protein Kg	7
Solids Kg	14
Fat %	0.21
Protein %	0.19

MANAGEMENT		
Temperament	0	Average
Milking Speed	2.64	Average
BCS	1.5	Good

CALVING		Rel%
Heifer Calv. Diff	5.69	65
Heifer Calv. Risk	Low	
Gest. (Days)	-3.73	60
Calv. Records	0	

FERTILITY	
Calving Int. (Days)	-6.79
Survival (%)	2.34

HEALTH		
Lameness	-0.01	Good
SCC	-0.07	Average
Mastitis	0	Average
TB	7.12	Good

LOW MAINTENANCE SI, HIGH SOLIDS
STRENGTH
OUTCROSS
HEALTH

SIRE: (IG)AGHERNBRIDGE MILTON
DAM: CILLWALSH AINE 2421GP83

DAM YIELDS	MILK KGS	FAT KGS	PTN KGS	SOLIDS	FAT%	PTN%
HIGHEST LACT: 2	5698	265	227	492	4.65	3.98
AVERAGE	5400	254	212	466	4.7	3.92
LIFE 2	10801	507	424	931	4.69	3.93

G SIRE: CILLWALSH ANDREW
G DAM: CILLWALSH AINE 2153 VG85

G DAM YIELDS	MILK KGS	FAT KGS	PTN KGS	SOLIDS	FAT%	PTN%
HIGHEST LACT: 3	6149	315	230	545	5.12	3.75
AVERAGE	5776	290	216	506	5.03	3.74
LIFE 4	23105	1162	863	2025	5.03	3.74

Genomic

FR2532 (IG)SWIFTSHEATH LUCKY

PED

Herd Book Number: **HOLIRLM222407412379**

Date of Birth:	Beta Casein:	aAa	GENETIC DEFECTS	HO 81%, FR 19%
24/02/2024	**A2/A2**	**513642**		

HIGH SOLIDS | HEALTH | FERTILITY IMPROVER | OUTCROSS SIRE | SEXED SEMEN | A2 A2 | ROBOT RIGHT

SCAN QR CODE FOR MOST RECENT PROOF

Bred by: Thomas Murphy, Jenkinstown, Co Kilkenny

- **Pedigree Sire with Milk & Components**
- **Bred from a proven, well classified Cow Family**
- **Good Strength, Outstanding Health & Fertility**

EBI NOV. 25 SOURCE ICBF		REL
EBI	279	54%
Prod. SI	75	76%
Fert. SI	127	36%
Carbon SI	15	55%
Calv. SI	47	54%
Beef. SI	-19	45%
Maint. SI	22	39%
Mgmt. SI	-4	11%
Health SI	15	60%

BOTTOM 10% 20% 30% 40% MEAN 40% 30% 20% TOP 10%

PRODUCTION	
Milk Kg	89
Fat Kg	11
Protein Kg	9
Solids Kg	20
Fat %	0.13
Protein %	0.1

MANAGEMENT		
Temperament	-0.02	Below Average
Milking Speed	8.99	Below Average
BCS	0.3	Average

CALVING		Rel%
Heifer Calv. Diff	5.05	64
Heifer Calv. Risk	Low	
Gest. (Days)	-5.05	48
Calv. Records	0	

FERTILITY	
Calving Int. (Days)	-7.36
Survival (%)	2.28

HEALTH		
Lameness	0.02	Below Average
SCC	-0.07	Average
Mastitis	0.01	Average
TB	6.41	Good

HIGH MAINTENANCE SI, HIGH SOLIDS
OUTCROSS
HEALTH

SIRE: (IG)TINNAKILL GRANDSLAM
DAM: RICHVALE PROFIT MONA 1197 VG 85

DAM YIELDS	MILK KGS	FAT KGS	PTN KGS	SOLIDS	FAT%	PTN%
HIGHEST LACT: 1	5607	260	206	466	4.64	3.67
AVERAGE	5607	260	206	466	4.64	3.67
LIFE 1	5607	260	206	466	4.64	3.67

G SIRE: (IG)RAGLAN OMEGA PROFIT
G DAM: RICHVALE RONALDO MONA 899 VG 85

G DAM YIELDS	MILK KGS	FAT KGS	PTN KGS	SOLIDS	FAT%	PTN%
HIGHEST LACT: 2	8112	317	321	638	3.91	3.96
AVERAGE	7400	292	285	577	3.96	3.85
LIFE 5	37000	1460	1426	2886	3.95	3.85

PEDIGREE

Genomic

FR2534 (IG)PARKDUV MAGICAL

PED

Herd Book Number: **HOLIRLM222061943347**

Date of Birth:	Beta Casein:	aAa	GENETIC DEFECTS	HO 81%, FR 19%
05/02/2024	A2/A2	516342		

HIGH SOLIDS · FERTILITY IMPROVER · SEXED SEMEN · A2 A2

SCAN QR CODE FOR MOST RECENT PROOF

4 generations of cows directly behind (IG)PARKDUV MAGICAL

Bred by: Kevin Downing, Whitechurch, Co Cork

- **Only Pedigree Sire with + €100 Milk & + €100 Fertility**
- **A Mojo from the High Component Jerri Family**
- **4 Generations still on farm (See Photo Above)**

EBI NOV. 25 SOURCE ICBF		REL
EBI	278	55%
Prod. SI	112	74%
Fert. SI	106	36%
Carbon SI	3	55%
Calv. SI	36	60%
Beef. SI	7	46%
Maint. SI	7	43%
Mgmt. SI	-5	11%
Health SI	11	61%

BOTTOM 10% 20% 30% 40% MEAN 40% 30% 20% TOP 10%

PRODUCTION	
Milk Kg	78
Fat Kg	16
Protein Kg	13
Solids Kg	29
Fat %	0.22
Protein %	0.17

MANAGEMENT		
Temperament	0.01	Average
Milking Speed	15.25	Below Average
BCS	0.28	Average

CALVING		Rel%
Heifer Calv. Diff	5.85	69
Heifer Calv. Risk	Low	
Gest. (Days)	-4.1	59
Calv. Records	0	

LOW MAINTENANCE SI, HIGH SOLIDS

FERTILITY	
Calving Int. (Days)	-6.68
Survival (%)	1.27

HEALTH		
Lameness	0	Good
SCC	0	Below Average
Mastitis	0.01	Average
TB	7.25	Good

SIRE: (IG)OLCASTLETOWN MOJO

DAM: PARKDUV JERRI 148 VG86

DAM YIELDS	MILK KGS	FAT KGS	PTN KGS	SOLIDS KGS	FAT%	PTN%
HIGHEST LACT: 1	6266	270	231	501	4.31	3.68
AVERAGE	6266	270	231	501	4.31	3.68
LIFE 1	6266	270	231	501	4.31	3.69

G SIRE: OLCASTLETOWN TIERNAN

G DAM: PARKDUV JERRI 122 VG85

G DAM YIELDS	MILK KGS	FAT KGS	PTN KGS	SOLIDS KGS	FAT%	PTN%
HIGHEST LACT: 1	6727	322	244	566	4.78	3.62
AVERAGE	6932	303	251	554	4.38	3.61
LIFE 3	20797	910	752	1662	4.38	3.62

Genomic

FR8658 (IG)TUOHY HISTORIC

PED

Herd Book Number: **HOLIRLM225235141074**

Date of Birth:	Beta Casein:	aAa	GENETIC DEFECTS	HO 78%, FR 22%
04/02/2021	A1/A2			

HEALTH · FERTILITY IMPROVER · OUTCROSS SIRE · SEXED SEMEN

SCAN QR CODE FOR MOST RECENT PROOF

Harold Daughter

Bred by: Padraig Costigan, Templetuohy, Thurles Co Tipperary

- **Number 1 sire on the active bull list for TB resistance**
- **High Production Sub Index with positive Milk Kgs**
- **Health & Fertility improver**

EBI NOV. 25 SOURCE ICBF		REL
EBI	251	63%
Prod. SI	90	70%
Fert. SI	95	47%
Carbon SI	8	63%
Calv. SI	31	97%
Beef. SI	-11	68%
Maint. SI	18	52%
Mgmt. SI	3	30%
Health SI	17	68%

BOTTOM 10% 20% 30% 40% MEAN 40% 30% 20% TOP 10%

PRODUCTION	
Milk Kg	88
Fat Kg	10
Protein Kg	11
Solids Kg	21
Fat %	0.12
Protein %	0.14

MANAGEMENT		
Temperament	0.03	Good
Milking Speed	-2.06	Good
BCS	0.55	Average

CALVING		Rel%
Heifer Calv. Diff	6.51	98
Heifer Calv. Risk	Low	
Gest. (Days)	-4.21	99
Calv. Records	5672	

LOW MAINTENANCE SI, HIGH SOLIDS
OUTCROSS
HEALTH

FERTILITY	
Calving Int. (Days)	-5.85
Survival (%)	1.31

HEALTH		
Lameness	0.01	Average
SCC	0.04	Below Average
Mastitis	0.03	Below Average
TB	4.14	Good

SIRE: (IG) TAMARIU HAROLD

DAM: TUOHY LADY 656 GP 83

DAM YIELDS	MILK KGS	FAT KGS	PTN KGS	SOLIDS KGS	FAT%	PTN%
HIGHEST LACT: 2	8619	388	335	723	4.5	3.89
AVERAGE	7732	357	311	668	4.68	4.05
LIFE 5	38661	1783	1557	3340	4.61	4.03

G SIRE: COOLNASOON ART

G DAM: TUOHY UPH LADY GP 82

G DAM YIELDS	MILK KGS	FAT KGS	PTN KGS	SOLIDS KGS	FAT%	PTN%
HIGHEST LACT: 8	9550	430	350	780	4.5	3.67
AVERAGE	8029	335	306	641	4.17	3.82
LIFE 8	64234	2682	2447	5129	4.18	3.81

Genomic

FR1949 **(IG)CLUAIN SHACKLETON** PED

Herd Book Number: **HOLIRLM213761311903**

Date of Birth:	Beta Casein:	aAa	GENETIC DEFECTS	HO 91%, FR 9%
08/02/2024	**A1/A2**	**435261**		

HEALTH SEXED SEMEN

SCAN QR CODE FOR MOST RECENT PROOF

FR7929 (IG)TANKARDSROCK TEAK Dam - TANKARDSROCK LHZ TWINKLE VG 88

Bred by: Stephen Curtis, Ballylannon, Wellingtonbridge Co Wexford

- **Breeding Power & Strength**
- **High Health, High Solids + 21Kgs**
- **Improves TB resistance**

EBI NOV. 25 SOURCE ICBF		REL
EBI	249	60%
Prod. SI	69	79%
Fert. SI	105	47%
Carbon SI	1	61%
Calv. SI	46	61%
Beef. SI	4	48%
Maint. SI	6	43%
Mgmt. SI	-3	21%
Health SI	22	66%

BOTTOM 10% 20% 30% 40% MEAN 40% 30% 20% TOP 10%

PRODUCTION	
Milk Kg	151
Fat Kg	12
Protein Kg	9
Solids Kg	21
Fat %	0.1
Protein %	0.06

MANAGEMENT		
Temperament	-0.01	Average
Milking Speed	5.94	Average
BCS	0	Average

CALVING		Rel%
Heifer Calv. Diff	6.05	66
Heifer Calv. Risk	Low	
Gest. (Days)	-4.97	60
Calv. Records	0	

LOW MAINTENANCE SI, HIGH SOLIDS

HEALTH

FERTILITY	
Calving Int. (Days)	-6.89
Survival (%)	0.87

HEALTH		
Lameness	-0.03	Good
SCC	-0.1	Average
Mastitis	-0.02	Good
TB	6.94	Good

SIRE: (IG)TANKARDSROCK TEAK

DAM: CLUAIN AIDA 1641

DAM YIELDS	MILK KGS	FAT KGS	PTN KGS	SOLIDS KGS	FAT%	PTN%
HIGHEST LACT: 1	5741	222	208	430	3.87	3.62
AVERAGE	5741	222	208	430	3.87	3.62
LIFE 1	5741	222	208	430	3.87	3.62

G SIRE: HILLSDALE MO SALAH

G DAM: CLUAIN AIDA 1247

G DAM YIELDS	MILK KGS	FAT KGS	PTN KGS	SOLIDS KGS	FAT%	PTN%
HIGHEST LACT: 4	5979	271	223	494	4.54	3.73
AVERAGE	5415	235	205	440	4.35	3.79
LIFE 5	27077	1176	1023	2199	4.34	3.78

Genomic

FR1191 **(IG)GEATABAN STEVO** PED

Herd Book Number: **HOLIRLM217865393225**

Date of Birth:	Beta Casein:	aAa	GENETIC DEFECTS	HO 81%, FR 19%
26/02/2023	**A1/A2**	**165243**		

HEALTH FERTILITY IMPROVER ROBOT RIGHT

SCAN QR CODE FOR MOST RECENT PROOF

DAM: GEATABAN GZY CARINA 1612 VG 87 + G DAM: GEATABAN HMY CARINA 1248 VG 87

Bred by: Richard G Hinchion, Crookstown, Co Cork

- **Superb Cow Family delivering 5% Fat & 4% Protein**
- **2 Gens of VG87 Cows have been producing well over 600kgs of Milk Solids**
- **Health & Fertility improver**

EBI NOV. 25 SOURCE ICBF		REL
EBI	242	64%
Prod. SI	67	82%
Fert. SI	141	50%
Carbon SI	13	65%
Calv. SI	24	62%
Beef. SI	-23	58%
Maint. SI	11	51%
Mgmt. SI	-7	29%
Health SI	16	68%

BOTTOM 10% 20% 30% 40% MEAN 40% 30% 20% TOP 10%

PRODUCTION	
Milk Kg	-121
Fat Kg	12
Protein Kg	4
Solids Kg	16
Fat %	0.29
Protein %	0.15

MANAGEMENT		
Temperament	-0.02	Below Average
Milking Speed	17.52	Below Average
BCS	-0.22	Below Average

CALVING		Rel%
Heifer Calv. Diff	5.03	66
Heifer Calv. Risk	Low	
Gest. (Days)	-2.98	61
Calv. Records	0	

HEALTH

FERTILITY	
Calving Int. (Days)	-8.49
Survival (%)	2.15

HEALTH		
Lameness	0	Good
SCC	-0.11	Average
Mastitis	-0.02	Good
TB	8.01	Average

SIRE: (IG)OAKFARM BEHINS ZEUS

DAM: GEATABAN GZY CARINA 1612 VG 87

DAM YIELDS	MILK KGS	FAT KGS	PTN KGS	SOLIDS KGS	FAT%	PTN%
HIGHEST LACT: 2	6400	345	263	608	5.38	4.12
AVERAGE	5886	297	232	529	5.02	3.96
LIFE 6	35316	1782	1394	3176	5.05	3.95

G SIRE: GADDAGH CUDDY REEKS

G DAM: GEATABAN HMY CARINA 1248 VG 87

G DAM YIELDS	MILK KGS	FAT KGS	PTN KGS	SOLIDS KGS	FAT%	PTN%
HIGHEST LACT: 5	7838	416	294	710	5.31	3.74
AVERAGE	6921	328	262	590	4.72	3.79
LIFE 9	62286	2951	2357	5308	4.74	3.78

PEDIGREE

Genomic

FR1985 (IG)BALLYCONRA RHODIN

PED

Herd Book Number: **HOLIRLM218071484423**

Date of Birth:	Beta Casein:	aAa	GENETIC DEFECTS	HO 84%, FR 16%
21/02/2024	A2/A2	234156		

HIGH SOLIDS · HEALTH · OUTCROSS SIRE · SEXED SEMEN · A2 A2 · ROBOT RIGHT

SCAN QR CODE FOR MOST RECENT PROOF

FR8403 (IG)AGHERNBRIDGE MILTON Dam - AGHERNBRIDGE LUCY 1997

Bred by: Paul Joseph Murphy, Ballyragget, Co Kilkenny

- **High Milk SI with +23 Kgs of Solids**
- **Breeding Power & Strength**
- **Excellent Health, Fertility & TB resistance**

EBI NOV. 25 SOURCE ICBF		REL
EBI	265	58%
Prod. SI	88	78%
Fert. SI	116	42%
Carbon SI	4	58%
Calv. SI	41	60%
Beef. SI	-5	48%
Maint. SI	4	41%
Mgmt. SI	-1	16%
Health SI	19	63%

BOTTOM 10% 20% 30% 40% MEAN 40% 30% 20% TOP 10%

PRODUCTION	
Milk Kg	-8
Fat Kg	14
Protein Kg	9
Solids Kg	23
Fat %	0.24
Protein %	0.15

MANAGEMENT		
Temperament	0	Average
Milking Speed	4.15	Average
BCS	-0.39	Below Average

CALVING		Rel%
Heifer Calv. Diff	5.58	69
Heifer Calv. Risk	Low	
Gest. (Days)	-4.22	60
Calv. Records	0	

LOW MAINTENANCE SI, HIGH SOLIDS
OUTCROSS
HEALTH

FERTILITY	
Calving Int. (Days)	-6.95
Survival (%)	1.77

HEALTH		
Lameness	-0.01	Good
SCC	-0.03	Below Average
Mastitis	-0.01	Good
TB	6.2	Good

SIRE: (IG)AGHERNBRIDGE MILTON
DAM: BALLYCONRA RHONA 3817

DAM YIELDS	MILK KGS	FAT KGS	PTN KGS	SOLIDS KGS	FAT%	PTN%
HIGHEST LACT: 1	4756	222	183	405	4.68	3.85
AVERAGE	4756	222	183	405	4.68	3.85
LIFE 1	4756	222	183	405	4.67	3.85

G SIRE: (IG)CAPPAUNIAC ARAMAX
G DAM: BALLYCONRA RHONA 2689

G DAM YIELDS	MILK KGS	FAT KGS	PTN KGS	SOLIDS KGS	FAT%	PTN%
HIGHEST LACT: 4	7547	390	321	711	5.16	4.26
AVERAGE	6485	297	259	556	4.57	4
LIFE 5	32423	1485	1297	2782	4.58	4

Genomic

FR2563 (IG) EDENCURRA REALTIME

PED

Herd Book Number: **HOLIRLM223228323519**

Date of Birth:	Beta Casein:	aAa	GENETIC DEFECTS	HO 81%, FR 19%
23/01/2024	A2/A2	513642		

HIGH SOLIDS · FERTILITY IMPROVER · SEXED SEMEN · A2 A2

SCAN QR CODE FOR MOST RECENT PROOF

DAM - EDENCURRA JACK DENISE VG86

Bred by: Gerard Collins, Lisbealad, Dunmanway Co Cork

- **Huge Milk SI with 25 Kgs of Solids**
- **Positive Milk with excellent fertility**
- **Oberon Son out of a superb Knockdoe Jack dam**

EBI NOV. 25 SOURCE ICBF		REL
EBI	253	61%
Prod. SI	91	82%
Fert. SI	101	47%
Carbon SI	10	62%
Calv. SI	47	56%
Beef. SI	-44	49%
Maint. SI	37	45%
Mgmt. SI	1	24%
Health SI	9	65%

BOTTOM 10% 20% 30% 40% MEAN 40% 30% 20% TOP 10%

PRODUCTION	
Milk Kg	113
Fat Kg	14
Protein Kg	11
Solids Kg	25
Fat %	0.16
Protein %	0.12

MANAGEMENT		
Temperament	-0.04	Below Average
Milking Speed	-9.7	Good
BCS	-0.32	Below Average

CALVING		Rel%
Heifer Calv. Diff	4.98	66
Heifer Calv. Risk	Low	
Gest. (Days)	-5.3	49
Calv. Records	0	

HIGH MAINTENANCE SI, HIGH SOLIDS

FERTILITY	
Calving Int. (Days)	-6.19
Survival (%)	1.42

HEALTH		
Lameness	0	Good
SCC	0.03	Below Average
Mastitis	0.04	Below Average
TB	6.62	Good

SIRE: (IG)CRAIGTOWN OBERON
DAM: EDENCURRA JACK DENISE VG86

DAM YIELDS	MILK KGS	FAT KGS	PTN KGS	SOLIDS KGS	FAT%	PTN%
HIGHEST LACT: 4	7014	295	254	549	4.21	3.63
AVERAGE	6208	251	220	470	4.05	3.54
LIFE 4	24832	1003	879	1882	4.04	3.54

G SIRE: (IG) KNOCKDOE JACK
G DAM: EDENCURRA SEW DENISE

G DAM YIELDS	MILK KGS	FAT KGS	PTN KGS	SOLIDS KGS	FAT%	PTN%
HIGHEST LACT: 3	5411	246	185	431	4.54	3.42
AVERAGE	5465	225	187	412	4.13	3.41
LIFE 3	16395	676	560	1236	4.12	3.42

Genomic

FR2533 (IG)BUNACLOY FANTASY

PED

Herd Book Number: **HOLIRLM217146785188**

Date of Birth:	Beta Casein:	aAa	GENETIC DEFECTS	HO 88%, FR 12%
18/02/2024	A1/A2	435261		

HEALTH | FERTILITY IMPROVER | HIGH TYPE | FEET & LEGS | UDDERS | OUTCROSS SIRE | SEXED SEMEN

SCAN QR CODE FOR MOST RECENT PROOF

DAM - BUNACLOY R-BANE LEO FETJE VG 88

Bred by: Mike Magan, Longford, Co Longford

- **VG88 9,000 litre dam & 12,000 litre EX94 6E G'dam**
- **Outstanding Fertility, Health & Components**
- **Scores well for Udders, Chest & Rump Width, Ex Feet & Legs**

EBI NOV. 25 SOURCE ICBF		REL
EBI	268	56%
Prod. SI	80	75%
Fert. SI	137	39%
Carbon SI	11	57%
Calv. SI	31	61%
Beef. SI	-15	48%
Maint. SI	3	43%
Mgmt. SI	-1	15%
Health SI	22	62%

BOTTOM 10% 20% 30% 40% MEAN 40% 30% 20% TOP 10%

PRODUCTION	
Milk Kg	-82
Fat Kg	11
Protein Kg	7
Solids Kg	18
Fat %	0.26
Protein %	0.17

MANAGEMENT		
Temperament	0.01	Average
Milking Speed	4.84	Average
BCS	2.05	Good

CALVING		Rel%
Heifer Calv. Diff	6.59	65
Heifer Calv. Risk	Moderate	
Gest. (Days)	-4.47	61
Calv. Records	0	

FERTILITY	
Calving Int. (Days)	-8.53
Survival (%)	1.74

HEALTH		
Lameness	-0.01	Good
SCC	-0.08	Average
Mastitis	-0.04	Good
TB	6.6	Good

LOW MAINTENANCE SI, HIGH SOLIDS
STRENGTH
OUTCROSS
HEALTH

SIRE: BALLINTOSIG STAR TREK
DAM: BUNACLOY R-BANE LEO FETJE VG 88

DAM YIELDS	MILK KGS	FAT KGS	PTN KGS	SOLIDS KGS	FAT%	PTN%
HIGHEST LACT: 4	9061	348	327	675	3.84	3.61
AVERAGE	8048	315	300	615	3.93	3.73
LIFE 5	40238	1576	1499	3075	3.92	3.73

G SIRE: ROSSBANE LEO 1112
G DAM: BUNACLOY GIBOR FETJE EX 94 6E

G DAM YIELDS	MILK KGS	FAT KGS	PTN KGS	SOLIDS KGS	FAT%	PTN%
HIGHEST LACT: 6	11978	398	437	835	3.32	3.65
AVERAGE	9779	315	336	652	3.23	3.44
LIFE 11	107573	3470	3700	7170	3.23	3.44

Genomic

FR2500 (IG)MORTALSTOWN MATISSE

PED

Herd Book Number: **HOLIRLM222543042148**

Date of Birth:	Beta Casein:	aAa	GENETIC DEFECTS	HO 75%, FR 25%
18/02/2024	A1/A2			

HIGH SOLIDS | FERTILITY IMPROVER | SEXED SEMEN

SCAN QR CODE FOR MOST RECENT PROOF

PATERNAL GDAM

Bred by: Thomas Clifford, Ardpatrick, Kilmallock Co Limerick

- **Huge Milk Sub Index €105**
- **Massive 28Kgs of solids with Great Components**
- **Fertility improver, good Body Condition Score**

EBI NOV. 25 SOURCE ICBF		REL
EBI	240	60%
Prod. SI	105	82%
Fert. SI	95	42%
Carbon SI	4	61%
Calv. SI	25	60%
Beef. SI	-2	51%
Maint. SI	9	45%
Mgmt. SI	-4	21%
Health SI	8	64%

BOTTOM 10% 20% 30% 40% MEAN 40% 30% 20% TOP 10%

PRODUCTION	
Milk Kg	43
Fat Kg	17
Protein Kg	11
Solids Kg	28
Fat %	0.26
Protein %	0.16

MANAGEMENT		
Temperament	-0.04	Below Average
Milking Speed	3.18	Average
BCS	0.52	Average

CALVING		Rel%
Heifer Calv. Diff	8.19	64
Heifer Calv. Risk	Moderate	
Gest. (Days)	-4.26	60
Calv. Records	0	

FERTILITY	
Calving Int. (Days)	-5.99
Survival (%)	1.09

HEALTH		
Lameness	0.01	Average
SCC	-0.02	Below Average
Mastitis	0.03	Below Average
TB	7.49	Good

LOW MAINTENANCE SI, HIGH SOLIDS

SIRE: (IG)CRAIGTOWN OBERON
DAM: MORTALSTOWN PEG 1729 GP82

DAM YIELDS	MILK KGS	FAT KGS	PTN KGS	SOLIDS KGS	FAT%	PTN%
HIGHEST LACT: 2	6685	276	238	514	4.12	3.56
AVERAGE	6192	253	218	471	4.07	3.53
LIFE 3	18577	758	654	1412	4.08	3.52

G SIRE: (IG) OLCASTLETOWN PHANTHOM
G DAM: MORTALSTOWN PEG 1186

G DAM YIELDS	MILK KGS	FAT KGS	PTN KGS	SOLIDS KGS	FAT%	PTN%
HIGHEST LACT: 4	9104	306	330	636	3.36	3.62
AVERAGE	7858	287	274	560	3.68	3.47
LIFE 8	62862	2294	2189	4483	3.65	3.48

PEDIGREE

Genomic

FR5816 (IG)CLOONIGNEY PINATUBO

PED

Herd Book Number: **HOLIRLM217461831992**

Date of Birth:	Beta Casein:	aAa	GENETIC DEFECTS	HO 88%, FR 12%
18/02/2023	**A1/A2**			

HIGH SOLIDS | HEALTH | EASY CALVING | SEXED SEMEN | ROBOT RIGHT

SCAN QR CODE FOR MOST RECENT PROOF

DAM - CLOONIGNEY CLORANE DARA 1658 GP 83

Bred by: Enda Barrett, Kilconnell, Ballinasloe Co Galway

- **Easy calving for Heifers**
- **Superb Dam and G'Dam, both averaging above 4.0% Protein**
- **Excels for Solids +23 Kgs, Health + €27 & TB Resistance**

EBI NOV. 25 SOURCE ICBF		REL
EBI	211	64%
Prod. SI	85	81%
Fert. SI	50	46%
Carbon SI	-2	64%
Calv. SI	42	93%
Beef. SI	-6	54%
Maint. SI	9	45%
Mgmt. SI	5	23%
Health SI	27	65%

PRODUCTION	
Milk Kg	55
Fat Kg	14
Protein Kg	9
Solids Kg	23
Fat %	0.21
Protein %	0.12

MANAGEMENT		
Temperament	0.03	Good
Milking Speed	-8.69	Good
BCS	1.16	Good

CALVING		Rel%
Heifer Calv. Diff	5.92	88
Heifer Calv. Risk	Low	
Gest. (Days)	-4.51	98
Calv. Records	508	

LOW MAINTENANCE SI, HIGH SOLIDS
EASY CALVING
HEALTH

FERTILITY	
Calving Int. (Days)	-3.24
Survival (%)	0.5

HEALTH		
Lameness	-0.01	Good
SCC	-0.09	Average
Mastitis	-0.01	Good
TB	4.53	Good

SIRE: (IG)TANKARDSROCK TEAK

DAM: CLOONIGNEY CLORANE DARA 1658 GP 83

DAM YIELDS	MILK KGS	FAT KGS	PTN KGS	SOLIDS KGS	FAT%	PTN%
HIGHEST LACT: 3	6378	330	267	597	5.17	4.19
AVERAGE	6019	289	242	531	4.78	4.02
LIFE 3	18058	868	725	1593	4.81	4.01

G SIRE: (IG) CLORANE DANDYMAN

G DAM: CLOONIGNEY TAMARIU DARA VG 87

G DAM YIELDS	MILK KGS	FAT KGS	PTN KGS	SOLIDS KGS	FAT%	PTN%
HIGHEST LACT: 3	7211	332	315	647	4.61	4.37
AVERAGE	5999	278	252	530	4.62	4.19
LIFE 6	35992	1667	1513	3180	4.63	4.2

Genomic

FR9842 (IG)BALLYDEHOB RINGO

PED

Herd Book Number: **HOLIRLM224529752742**

Date of Birth:	Beta Casein:	aAa	GENETIC DEFECTS	HO 97%, FR 3%
12/10/2022	**A1/A2**	**243615**		

HIGH SOLIDS | HEALTH | FERTILITY IMPROVER | HIGH TYPE | FEET & LEGS | UDDERS | OUTCROSS SIRE | SEXED SEMEN

SCAN QR CODE FOR MOST RECENT PROOF

Ballydehob Trixie OJ, 4th Dam EX 94 (Left) + BALLYDEHOB YAMASK TRIXIE Dam EX 90 (Right)

Bred by: Robert Shannon, Ballydehob, Co Cork

- **Very popular Ring O Son from the Trixie family**
- **Impressive + €25 for health with 22 Kgs of Solids**
- **Improve Production, TB Resistance & functional type traits**

EBI NOV. 25 SOURCE ICBF		REL
EBI	214	66%
Prod. SI	74	83%
Fert. SI	78	50%
Carbon SI	-5	66%
Calv. SI	35	93%
Beef. SI	18	53%
Maint. SI	-9	47%
Mgmt. SI	-2	25%
Health SI	25	68%

PRODUCTION	
Milk Kg	67
Fat Kg	15
Protein Kg	7
Solids Kg	22
Fat %	0.21
Protein %	0.09

MANAGEMENT		
Temperament	0.02	Good
Milking Speed	9.17	Below Average
BCS	0.2	Average

CALVING		Rel%
Heifer Calv. Diff	6.27	83
Heifer Calv. Risk	Low	
Gest. (Days)	-4.28	99
Calv. Records	583	

LOW MAINTENANCE SI, HIGH SOLIDS
PEDIGREE PRODUCTION
HEALTH

FERTILITY	
Calving Int. (Days)	-4.07
Survival (%)	1.9

HEALTH		
Lameness	0	Good
SCC	-0.1	Average
Mastitis	-0.02	Good
TB	5.41	Good

SIRE: (IG) BALLINTOSIG RING O

DAM: BALLYDEHOB YAMASK TRIXIE EX 91 2E

DAM YIELDS	MILK KGS	FAT KGS	PTN KGS	SOLIDS KGS	FAT%	PTN%
HIGHEST LACT: 4	11172	611	434	1045	5.46	3.89
AVERAGE	9568	505	361	866	5.26	3.76
LIFE 4	38272	2019	1443	3462	5.28	3.77

G SIRE: WESTCOAST YAMASKA VG 86

G DAM: BALLYDEHOB KROYAL TRIXIE EX 92 3E

G DAM YIELDS	MILK KGS	FAT KGS	PTN KGS	SOLIDS KGS	FAT%	PTN%
HIGHEST LACT: 5	11276	519	428	947	4.6	3.8
AVERAGE	10089	446	383	829	4.42	3.79
LIFE 5	50445	2231	1914	4145	4.42	3.79

Genomic

FR9881 (IG)LISDUFF NAPOLEON ET

PED

Herd Book Number: **HOLIRLM224508748032**

Date of Birth:	Beta Casein:	aAa	GENETIC DEFECTS	HO 100%
12/02/2023	**A1/A2**			

HIGH SOLIDS · HEALTH · FERTILITY IMPROVER · HIGH TYPE · EASY CALVING · FEET & LEGS · UDDERS · OUTCROSS SIRE · SEXED SEMEN

SCAN QR CODE FOR MOST RECENT PROOF

DAM - LISDUFF LETALE 55 VG 85

Bred by: John J O'Sullivan, Whitechurch, Cork Co Cork

- **Outcross, High EBI from a great Cow Family**
- **Calving ease, with High Milk & Fertility**
- **+2.2 Udder, +1.1 Feet & Legs with an overall Type score of 2.2**

EBI NOV. 25 SOURCE ICBF		REL
EBI	217	62%
Prod. SI	83	79%
Fert. SI	92	46%
Carbon SI	-8	62%
Calv. SI	38	91%
Beef. SI	13	50%
Maint. SI	-29	42%
Mgmt. SI	7	14%
Health SI	21	64%

BOTTOM 10% 20% 30% 40% · MEAN · TOP 40% 30% 20% 10%

PRODUCTION	
Milk Kg	139
Fat Kg	12
Protein Kg	11
Solids Kg	23
Fat %	0.12
Protein %	0.10

MANAGEMENT		
Temperament	0.03	Good
Milking Speed	-15.13	Good
BCS	0.86	Good

CALVING		Rel%
Heifer Calv. Diff	5.26	77
Heifer Calv. Risk	Low	
Gest. (Days)	-4.17	97
Calv. Records	332	

FERTILITY	
Calving Int. (Days)	-5.33
Survival (%)	1.6

HEALTH		
Lameness	0	Good
SCC	-0.18	Good
Mastitis	-0.03	Good
TB	7.63	Good

LOW MAINTENANCE SI, HIGH SOLIDS
PEDIGREE PRODUCTION
OUTCROSS
EASY CALVING
HEALTH

SIRE: PROGENESIS NAPAVALLEY
DAM: LISDUFF LETALE 55 VG 85

DAM YIELDS	MILK KGS	FAT KGS	PTN KGS	SOLIDS KGS	FAT%	PTN%
HIGHEST LACT: 1	6306	292	234	526	4.63	3.71
AVERAGE	6306	292	234	526	4.63	3.71
LIFE 1	6306	292	234	526	4.63	3.71

G SIRE: FLY-HIGHER MOD CADE-ET
G DAM: LISDUFF LETALE 42 5081 VG 85

G DAM YIELDS	MILK KGS	FAT KGS	PTN KGS	SOLIDS KGS	FAT%	PTN%
HIGHEST LACT: 1	6899	305	277	582	4.42	4.01
AVERAGE	6424	298	252	550	4.64	3.92
LIFE 2	12847	595	505	1100	4.63	3.93

Genomic

FR2536 (IG)BOWERSWOOD CASHBACK

PED

Herd Book Number: **HOLIRLM225349463308**

Date of Birth:	Beta Casein:	aAa	GENETIC DEFECTS	HO 100%
20/02/2024	**A1/A2**	**243165**		

HIGH SOLIDS · FERTILITY IMPROVER · HIGH TYPE · UDDERS · OUTCROSS SIRE · SEXED SEMEN

SCAN QR CODE FOR MOST RECENT PROOF

Dam - BOWERSWOOD NERD GOLD VG 85

Bred by: Derek Ryan, Mullinahone, Thurles Co Tipperary

- **Pure Protein Pedigree, Eastland Cash Cow Family**
- **Production, Components & fertility**
- **VG86 Dam and VG89 G'Dam, farmer friendly Cows**

EBI NOV. 25 SOURCE ICBF		REL
EBI	199	54%
Prod. SI	88	75%
Fert. SI	93	37%
Carbon SI	-6	54%
Calv. SI	30	54%
Beef. SI	-3	44%
Maint. SI	-13	37%
Mgmt. SI	2	8%
Health SI	8	61%

BOTTOM 10% 20% 30% 40% · MEAN · TOP 40% 30% 20% 10%

PRODUCTION	
Milk Kg	150
Fat Kg	16
Protein Kg	10
Solids Kg	26
Fat %	0.17
Protein %	0.09

MANAGEMENT		
Temperament	0.08	Good
Milking Speed	10.12	Below Average
BCS	0.41	Average

CALVING		Rel%
Heifer Calv. Diff	5.59	64
Heifer Calv. Risk	Low	
Gest. (Days)	-3.15	46
Calv. Records	0	

FERTILITY	
Calving Int. (Days)	-5.64
Survival (%)	1.37

HEALTH		
Lameness	0.02	Below Average
SCC	-0.18	Good
Mastitis	-0.04	Good
TB	11.24	Below Average

LOW MAINTENANCE SI, HIGH SOLIDS
PEDIGREE PRODUCTION

SIRE: SANDY-VALLEY MCGRAW-ET
DAM: BOWERSWOOD NERD GOLD VG 86

DAM YIELDS	MILK KGS	FAT KGS	PTN KGS	SOLIDS KGS	FAT%	PTN%
HIGHEST LACT: 1	6703	291	235	526	4.35	3.51
AVERAGE	6430	294	226	520	4.59	3.52
LIFE 2	12860	588	453	1041	4.57	3.52

G SIRE: LARS-ACRES SUPER NERD-ET
G DAM: BOWERSWOOD PREMIER GOLD VG 89

G DAM YIELDS	MILK KGS	FAT KGS	PTN KGS	SOLIDS KGS	FAT%	PTN%
HIGHEST LACT: 2	8072	396	285	681	4.9	3.53
AVERAGE	7087	330	256	586	4.64	3.62
LIFE 6	42522	1977	1537	3514	4.65	3.61

Genomic

FR1185 (IG)KILLAVALLA LINESMAN

PED

Herd Book Number: **HOLIRLM223027586613**

Date of Birth:	Beta Casein:	aAa	GENETIC DEFECTS	HO 75%, FR 25%
05/02/2023	**A1/A2**			

HIGH SOLIDS · FERTILITY IMPROVER · COMPONENT SPECIALIST · SEXED SEMEN

SCAN QR CODE FOR MOST RECENT PROOF

DAM - KILLAVALLA LILY 19

Bred by: Michael Ryan, Latteragh, Nenagh Co Tipperary

- **One of a handful of Sires over €100 Milk SI with 25 Kgs Solids**
- **Exceptional dam produced over 770kgs of Milk Solids in her third lactation**
- **Components, Solids, Health & Fertility**

EBI NOV. 25 SOURCE ICBF		REL
EBI	219	65%
Prod. SI	102	82%
Fert. SI	92	47%
Carbon SI	-1	65%
Calv. SI	22	90%
Beef. SI	2	52%
Maint. SI	-5	48%
Mgmt. SI	-4	22%
Health SI	12	65%

BOTTOM 10% 20% 30% 40% · MEAN · TOP 40% 30% 20% 10%

PRODUCTION	
Milk Kg	-11
Fat Kg	15
Protein Kg	10
Solids Kg	25
Fat %	0.27
Protein %	0.18

MANAGEMENT		
Temperament	-0.04	Below Average
Milking Speed	5.73	Average
BCS	0.28	Average

CALVING		Rel%
Heifer Calv. Diff	8.41	68
Heifer Calv. Risk	Moderate	
Gest. (Days)	-4.09	97
Calv. Records	309	

LOW MAINTENANCE SI, HIGH SOLIDS

FERTILITY	
Calving Int. (Days)	-5.2
Survival (%)	1.82

HEALTH		
Lameness	-0.01	Good
SCC	-0.02	Below Average
Mastitis	0.01	Average
TB	7.32	Good

SIRE: (IG)CRAIGTOWN OBERON

DAM: KILLAVALLA LILY 19

DAM YIELDS	MILK KGS	FAT KGS	PTN KGS	SOLIDS KGS	FAT%	PTN%
HIGHEST LACT: 3	9245	423	356	779	4.58	3.85
AVERAGE	6110	291	233	524	4.8	3.8
LIFE 4	24439	1165	932	2097	4.77	3.81

G SIRE: (IG) OLCASTLETOWN RONALDO

G DAM: KILLAVALLA LILLY 13 G 76

G DAM YIELDS	MILK KGS	FAT KGS	PTN KGS	SOLIDS KGS	FAT%	PTN%
HIGHEST LACT: 7	6891	366	260	626	5.31	3.78
AVERAGE	6136	317	231	549	5.15	3.78
LIFE 7	42951	2221	1620	3841	5.17	3.77

Genomic

FR9289 (IG) JOHNSWELL RORY

PED

Herd Book Number: **HOLIRLM217088671347**

Date of Birth:	Beta Casein:	aAa	GENETIC DEFECTS	HO 94%, FR 6%
06/02/2022	**A2/A2**		HH3C	

HIGH SOLIDS · HEALTH · HIGH TYPE · FEET & LEGS · OUTCROSS SIRE · SEXED SEMEN · A2/A2

SCAN QR CODE FOR MOST RECENT PROOF

Dam - JOHNSWELL FR2314 BEAUTY 1027 EX 90

Bred by: Fintan W Flanagan, Johnswell, Co Kilkenny

- **Get that Kick in Milk & improve your Solids**
- **Huge Production S.I. of €92 with a massive 28 Kg Solids**
- **Breeds strong healthy cows, superb Feet & Legs**

EBI NOV. 25 SOURCE ICBF		REL
EBI	226	64%
Prod. SI	92	81%
Fert. SI	71	46%
Carbon SI	-8	64%
Calv. SI	42	93%
Beef. SI	14	59%
Maint. SI	-4	45%
Mgmt. SI	-1	18%
Health SI	21	64%

BOTTOM 10% 20% 30% 40% · MEAN · TOP 40% 30% 20% 10%

PRODUCTION	
Milk Kg	246
Fat Kg	16
Protein Kg	12
Solids Kg	28
Fat %	0.11
Protein %	0.06

MANAGEMENT		
Temperament	0.01	Average
Milking Speed	5.45	Average
BCS	0.74	Good

CALVING		Rel%
Heifer Calv. Diff	6.03	79
Heifer Calv. Risk	Low	
Gest. (Days)	-4.88	98
Calv. Records	553	

LOW MAINTENANCE SI, HIGH SOLIDS
PEDIGREE PRODUCTION
STRENGTH
OUTCROSS
HEALTH

FERTILITY	
Calving Int. (Days)	-3.92
Survival (%)	1.51

HEALTH		
Lameness	-0.02	Good
SCC	-0.1	Average
Mastitis	-0.01	Good
TB	6.74	Good

SIRE: MB AMAX RDC

DAM: JOHNSWELL FR2314 BEAUTY 1027 EX 90

DAM YIELDS	MILK KGS	FAT KGS	PTN KGS	SOLIDS KGS	FAT%	PTN%
HIGHEST LACT: 2	7355	356	276	632	4.84	3.76
AVERAGE	6693	320	249	570	4.78	3.72
LIFE 3	20080	961	748	1709	4.79	3.73

G SIRE: GORTCREEN SEBASTAIN

G DAM: JOHNSWELL RPA BEAUTY

G DAM YIELDS	MILK KGS	FAT KGS	PTN KGS	SOLIDS KGS	FAT%	PTN%
HIGHEST LACT: 3	7410	335	274	609	4.53	3.7
AVERAGE	6384	287	240	527	4.5	3.76
LIFE 5	31922	1434	1201	2635	4.49	3.76

Genomic

FR2544 (IG)BALLAGH SPICEMAN

PED

Herd Book Number: **HOLIRLM222402121740**

Date of Birth:	Beta Casein:	aAa	GENETIC DEFECTS	HO 81%, FR 19%
26/01/2024	A2/A2	234156		

FERTILITY IMPROVER · HIGH TYPE · COMPONENT SPECIALIST · FEET & LEGS · SEXED SEMEN · A2 A2

SCAN QR CODE FOR MOST RECENT PROOF

Dam - BALLAGH AMBER

Bred by: Patrick Redmond, The Ballagh, Enniscorthy Co Wexford

- **Excels for Components**
- **Breeding strong robust Cows**
- **Adds Teat Length**

EBI NOV. 25 SOURCE ICBF		REL
EBI	232	58%
Prod. SI	77	81%
Fert. SI	89	40%
Carbon SI	13	59%
Calv. SI	28	60%
Beef. SI	-13	46%
Maint. SI	34	39%
Mgmt. SI	-1	12%
Health SI	5	63%

BOTTOM 10% 20% 30% 40% · MEAN · TOP 40% 30% 20% 10%

PRODUCTION	
Milk Kg	-113
Fat Kg	12
Protein Kg	6
Solids Kg	18
Fat %	0.29
Protein %	0.17

MANAGEMENT		
Temperament	0.01	Average
Milking Speed	3.86	Average
BCS	0.55	Average

CALVING		Rel%
Heifer Calv. Diff	6	65
Heifer Calv. Risk	Low	
Gest. (Days)	-3.74	59
Calv. Records	0	

HIGH PRECENTAGES

STRENGTH

FERTILITY	
Calving Int. (Days)	-5.3
Survival (%)	1.38

HEALTH		
Lameness	-0.01	Good
SCC	-0.04	Average
Mastitis	0	Average
TB	9.96	Below Average

SIRE: (IG)AGHERNBRIDGE MILTON

DAM: BALLAGH AMBER

DAM YIELDS	MILK KGS	FAT KGS	PTN KGS	SOLIDS KGS	FAT%	PTN%
HIGHEST LACT: 4	7134	325	273	598	4.55	3.82
AVERAGE	6159	282	238	520	4.61	3.87
LIFE 4	24637	1129	953	2082	4.58	3.87

G SIRE: (IG) OLCASTLETOWN RONALDO

G DAM: BALLAGH LDU LHZ SPICE

G DAM YIELDS	MILK KGS	FAT KGS	PTN KGS	SOLIDS KGS	FAT%	PTN%
HIGHEST LACT: 4	7961	391	322	713	4.92	4.05
AVERAGE	6785	335	268	603	4.96	3.93
LIFE 4	27141	1340	1071	2411	4.94	3.95

Genomic

FR9016 (IG)TINNAKILL GRANDSLAM

PED

Herd Book Number: **HOLIRLM216059772354**

Date of Birth:	Beta Casein:	aAa	GENETIC DEFECTS	HO 75%, FR 25%
01/02/2022	A2/A2			

HIGH SOLIDS · COMPONENT SPECIALIST · EASY CALVING · SEXED SEMEN · A2 A2 · ROBOT RIGHT

SCAN QR CODE FOR MOST RECENT PROOF

Highmount Stark Dam - HIGHMOUNT LHZ CATHERINE VG 87

Bred by: Thomas G Fennelly, Tinnakill, Portarlington Co Laois

- **Great balance of Maintenance, Solids & Components**
- **Easy calving for Heifers**
- **Breeding Power & Strength, High Body Condition Score.**

EBI NOV. 25 SOURCE ICBF		REL
EBI	260	68%
Prod. SI	95	81%
Fert. SI	68	47%
Carbon SI	12	68%
Calv. SI	50	97%
Beef. SI	-13	70%
Maint. SI	38	55%
Mgmt. SI	-3	23%
Health SI	13	67%

BOTTOM 10% 20% 30% 40% · MEAN · TOP 40% 30% 20% 10%

PRODUCTION	
Milk Kg	0
Fat Kg	12
Protein Kg	10
Solids Kg	22
Fat %	0.20
Protein %	0.18

MANAGEMENT		
Temperament	-0.01	Average
Milking Speed	7.8	Below Average
BCS	0.7	Average

CALVING		Rel%
Heifer Calv. Diff	5.82	98
Heifer Calv. Risk	Low	
Gest. (Days)	-6	99
Calv. Records	7301	

HIGH PRECENTAGES

EASY CALVING

FERTILITY	
Calving Int. (Days)	-4.08
Survival (%)	1.07

HEALTH		
Lameness	0.04	Below Average
SCC	-0.06	Average
Mastitis	-0.01	Good
TB	7.09	Good

SIRE: (IG) HIGHMOUNT STARK

DAM: TINNAKILL FR4481 ZANDRA 1860 G 78

DAM YIELDS	MILK KGS	FAT KGS	PTN KGS	SOLIDS KGS	FAT%	PTN%
HIGHEST LACT: 2	6423	280	247	527	4.36	3.84
AVERAGE	5518	237	216	452	4.28	3.92
LIFE 2	11036	474	431	905	4.3	3.91

G SIRE: (IG) MONABROGUE EBONY

G DAM: TINNAKILL FR2314 ZANDRA VG 85

G DAM YIELDS	MILK KGS	FAT KGS	PTN KGS	SOLIDS KGS	FAT%	PTN%
HIGHEST LACT: 2	6972	319	277	596	4.57	3.98
AVERAGE	5991	274	221	495	4.58	3.68
LIFE 5	29953	1368	1107	2475	4.57	3.7

Genomic

FR9001 (IG)DOONMANAGH PAULSON

PED

Herd Book Number: **HOLIRLM214299461567**

Date of Birth:	Beta Casein:	aAa	GENETIC DEFECTS	
03/02/2022	A1/A2	243165		HO 84%, FR 16%

HIGH SOLIDS · FERTILITY IMPROVER · HIGH TYPE · FEET & LEGS · UDDERS · OUTCROSS SIRE · SEXED SEMEN

SCAN QR CODE FOR MOST RECENT PROOF

Bred by: John M Galvin, Lispole, Co. Kerry

- **Phoenix Son from the great Cherry family in Doonmanagh**
- **Holds Milk whilst improving Solids & Components**
- **Plus 1.2 for Overall Type Score, +1 Udder Score**

EBI NOV. 25 SOURCE ICBF		REL
EBI	227	69%
Prod. SI	83	83%
Fert. SI	91	51%
Carbon SI	8	69%
Calv. SI	32	96%
Beef. SI	-19	70%
Maint. SI	20	52%
Mgmt. SI	0	24%
Health SI	13	67%

PRODUCTION	
Milk Kg	-5
Fat Kg	11
Protein Kg	9
Solids Kg	20
Fat %	0.19
Protein %	0.15

MANAGEMENT		
Temperament	0.02	Good
Milking Speed	3.53	Average
BCS	0.49	Average

CALVING		Rel%
Heifer Calv. Diff	6.49	95
Heifer Calv. Risk	Low	
Gest. (Days)	-4.13	99
Calv. Records	1716	

FERTILITY	
Calving Int. (Days)	-5.06
Survival (%)	1.84

HEALTH		
Lameness	0.02	Below Average
SCC	-0.02	Below Average
Mastitis	0	Average
TB	6.81	Good

HIGH MAINTENANCE SI, HIGH SOLIDS
PEDIGREE PRODUCTION
OUTCROSS

SIRE: OLCASTLETOWN PHOENIX 1849
DAM: DOONMANAGH FR2249CHERRY VG 85

DAM YIELDS	MILK KGS	FAT KGS	PTN KGS	SOLIDS KGS	FAT%	PTN%
HIGHEST LACT: 5	8488	365	326	691	4.3	3.84
AVERAGE	7540	300	291	591	3.96	3.86
LIFE 5	37699	1499	1455	2954	3.98	3.86

G SIRE: COOLNASOON ART
G DAM: DOONMANAGH CHERRY 5 GP 82

G DAM YIELDS	MILK KGS	FAT KGS	PTN KGS	SOLIDS KGS	FAT%	PTN%
HIGHEST LACT: 5	7786	314	297	611	4.04	3.82
AVERAGE	6543	254	243	497	3.88	3.71
LIFE 6	39260	1524	1457	2981	3.88	3.71

Genomic

FR8709 (IG)OLCASTLETOWN MOJO

PED

Herd Book Number: **HOLIRLM218577542419**

Date of Birth:	Beta Casein:	aAa	GENETIC DEFECTS	
02/10/2021	A1/A2	516342		HO 78%, FR 22%

HIGH SOLIDS · FERTILITY IMPROVER · COMPONENT SPECIALIST · EASY CALVING · SEXED SEMEN

SCAN QR CODE FOR MOST RECENT PROOF

Bred by: Robert P Drake, Kildorrery, Co Cork

- **Easy calving for Heifers**
- **Number 1 sire on the ICBF Active Bull list for EBI**
- **VG87 dam, averaging over 9.0% Fat and Protein across 5 lactations**

EBI NOV. 25 SOURCE ICBF		REL
EBI	285	65%
Prod. SI	86	71%
Fert. SI	120	48%
Carbon SI	14	65%
Calv. SI	47	97%
Beef. SI	0	74%
Maint. SI	19	54%
Mgmt. SI	2	24%
Health SI	-3	69%

PRODUCTION	
Milk Kg	-96
Fat Kg	14
Protein Kg	7
Solids Kg	21
Fat %	0.31
Protein %	0.18

MANAGEMENT		
Temperament	0.05	Good
Milking Speed	3.49	Average
BCS	1.32	Good

CALVING		Rel%
Heifer Calv. Diff	5.1	99
Heifer Calv. Risk	Low	
Gest. (Days)	-5.26	99
Calv. Records	8212	

FERTILITY	
Calving Int. (Days)	-6.64
Survival (%)	2.51

HEALTH		
Lameness	-0.02	Good
SCC	-0.02	Below Average
Mastitis	-0.01	Good
TB	12.47	Below Average

HIGH PRECENTAGES
EASY CALVING

SIRE: SAINTBRIGID FRANK JOSEPH
DAM: OLCASTLETOWN AFRIC SARAH VG 87

DAM YIELDS	MILK KGS	FAT KGS	PTN KGS	SOLIDS KGS	FAT%	PTN%
HIGHEST LACT: 4	7262	368	270	638	5.07	3.72
AVERAGE	6029	308	238	547	5.11	3.98
LIFE 5	30144	1542	1191	2733	5.12	3.95

G SIRE: STONECARTHY GLEANNA
G DAM: OLCASTLETOWN EPONA SARAH GP 83

G DAM YIELDS	MILK KGS	FAT KGS	PTN KGS	SOLIDS KGS	FAT%	PTN%
HIGHEST LACT: 4	6686	293	252	545	4.38	3.76
AVERAGE	5774	247	210	457	4.28	3.65
LIFE 9	51967	2223	1888	4111	4.28	3.63

Genomic

FR1188 (IG)BROADMORE MASONARY

PED

Herd Book Number: **HOLIRLM216372762152**

Date of Birth:	Beta Casein:	aAa	GENETIC DEFECTS	HO 72%, FR 28%
25/02/2023	A2/A2			

COMPONENT SPECIALIST · SEXED SEMEN · A2 A2

SCAN QR CODE FOR MOST RECENT PROOF

Bred by: John Bogue, Callan, Co Kilkenny

- **Exceptional dam, averaging over 9.0% Fat and Protein across 5 lactations**
- **Huge Components**
- **High Milk Solids**

EBI NOV. 25 SOURCE ICBF		REL
EBI	186	63%
Prod. SI	85	82%
Fert. SI	55	43%
Carbon SI	4	63%
Calv. SI	34	90%
Beef. SI	-5	52%
Maint. SI	5	47%
Mgmt. SI	1	23%
Health SI	6	65%

BOTTOM 10% 20% 30% 40% · MEAN · TOP 40% 30% 20% 10%

PRODUCTION	
Milk Kg	-106
Fat Kg	12
Protein Kg	7
Solids Kg	19
Fat %	0.28
Protein %	0.19

MANAGEMENT		
Temperament	0.02	Good
Milking Speed	0.18	Average
BCS	-0.19	Below Average

CALVING		Rel%
Heifer Calv. Diff	7.22	67
Heifer Calv. Risk	Moderate	
Gest. (Days)	-5.27	97
Calv. Records	239	

HIGH PRECENTAGES

FERTILITY	
Calving Int. (Days)	-3.34
Survival (%)	0.81

HEALTH		
Lameness	0	Good
SCC	0.03	Below Average
Mastitis	0.03	Below Average
TB	7.87	Good

SIRE: (IG)TOWNROCHE TURBO
DAM: BROADMORE MAISCE 18

DAM YIELDS	MILK KGS	FAT KGS	PTN KGS	SOLIDS KGS	FAT%	PTN%
HIGHEST LACT: 4	7856	390	313	703	4.96	3.99
AVERAGE	7078	354	286	640	5	4.05
LIFE 5	35389	1769	1429	3198	5	4.04

G SIRE: (IG) CREFOGUE SPIDER
G DAM: BROADMORE MAISCE 8

G DAM YIELDS	MILK KGS	FAT KGS	PTN KGS	SOLIDS KGS	FAT%	PTN%
HIGHEST LACT: 5	7977	363	302	665	4.54	3.78
AVERAGE	7320	339	276	615	4.64	3.76
LIFE 5	36600	1697	1378	3075	4.64	3.77

Genomic

FR9839 (IG)BELLVIEW PATCHWORK

PED

Herd Book Number: **HOLIRLM212174281404**

Date of Birth:	Beta Casein:	aAa	GENETIC DEFECTS	HO 81%, FR 19%
07/02/2023	A1/A2	234165		

FERTILITY IMPROVER · OUTCROSS SIRE · ROBOT RIGHT

SCAN QR CODE FOR MOST RECENT PROOF

Bred by: Trevor Beamish, Carrigtwohill, Co Cork

- **Easy calving for Heifers**
- **Real Fertility improver, +1.00 BCS**
- **High Health, Great Udders**

EBI NOV. 25 SOURCE ICBF		REL
EBI	235	63%
Prod. SI	77	81%
Fert. SI	108	43%
Carbon SI	8	63%
Calv. SI	30	93%
Beef. SI	-8	52%
Maint. SI	6	42%
Mgmt. SI	0	15%
Health SI	14	64%

BOTTOM 10% 20% 30% 40% · MEAN · TOP 40% 30% 20% 10%

PRODUCTION	
Milk Kg	-34
Fat Kg	9
Protein Kg	8
Solids Kg	17
Fat %	0.18
Protein %	0.16

MANAGEMENT		
Temperament	0.02	Good
Milking Speed	3.39	Average
BCS	1.02	Good

CALVING		Rel%
Heifer Calv. Diff	6.12	84
Heifer Calv. Risk	Low	
Gest. (Days)	-3.68	98
Calv. Records	446	

LOW MAINTENANCE SI, HIGH SOLIDS
OUTCROSS
HEALTH

FERTILITY	
Calving Int. (Days)	-5.86
Survival (%)	2.4

HEALTH		
Lameness	0	Good
SCC	-0.05	Average
Mastitis	-0.01	Good
TB	7.51	Good

SIRE: (IG)AGHERNBRIDGE MILTON
DAM: BELLVIEW 4760 PATCH

DAM YIELDS	MILK KGS	FAT KGS	PTN KGS	SOLIDS KGS	FAT%	PTN%
HIGHEST LACT: 2	5939	278	226	504	4.68	3.8
AVERAGE	5644	272	212	484	4.83	3.74
LIFE 2	11289	544	423	967	4.82	3.75

G SIRE: (IG) CORNASLIEVE VIRGINIA
G DAM: BELLVIEW LWR PATCH

G DAM YIELDS	MILK KGS	FAT KGS	PTN KGS	SOLIDS KGS	FAT%	PTN%
HIGHEST LACT: 4	7586	317	272	589	4.18	3.58
AVERAGE	6105	252	215	468	4.16	3.52
LIFE 6	36630	1514	1291	2805	4.13	3.52

Genomic

FR9124 (IG)BALMLAG LEDGER

PED

Herd Book Number: **HOLIRLM212228032155**

Date of Birth:	Beta Casein:	aAa	GENETIC DEFECTS	HO 88%, FR 12%
23/01/2022	A1/A2	432516		

HIGH SOLIDS · EASY CALVING · SEXED SEMEN

SCAN QR CODE FOR MOST RECENT PROOF

DAM - BALMLAG FR4513 IVY 1909 VG 85

Bred by: Alan Farrell, Churchtown, Mallow Co Cork

- **Lawson Larry Son from a great cow family**
- **Exceptional dam, produced over 740kgs of Milk Solids in her third lactation**
- **Easy calving for Heifers**

EBI NOV. 25 SOURCE ICBF		REL
EBI	210	66%
Prod. SI	76	82%
Fert. SI	69	46%
Carbon SI	6	66%
Calv. SI	49	95%
Beef. SI	-21	60%
Maint. SI	17	48%
Mgmt. SI	6	19%
Health SI	8	64%

PRODUCTION

Milk Kg	73
Fat Kg	15
Protein Kg	8
Solids Kg	23
Fat %	0.21
Protein %	0.09

FERTILITY

Calving Int. (Days)	-4.7
Survival (%)	0.41

HEALTH

Lameness	0.02	Below Average
SCC	-0.11	Average
Mastitis	0.01	Average
TB	8.91	Average

MANAGEMENT

Temperament	0.05	Good
Milking Speed	-8.2	Good
BCS	1.08	Good

CALVING

		Rel%
Heifer Calv. Diff	5.12	88
Heifer Calv. Risk	Low	
Gest. (Days)	-5.67	99
Calv. Records	997	

LOW MAINTENANCE SI, HIGH SOLIDS

EASY CALVING

SIRE: PINE-TREE LAWSON LARRY-ET

DAM: BALMLAG FR4513 IVY 1909 VG 85

DAM YIELDS	MILK KGS	FAT KGS	PTN KGS	SOLIDS KGS	FAT%	PTN%
HIGHEST LACT: 3	8880	417	328	745	4.69	3.69
AVERAGE	8070	353	289	642	4.36	3.57
LIFE 3	24209	1059	866	1925	4.37	3.58

G SIRE: (IG) BALLYGOWN ALBERT

G DAM: BALMLAG PBM IVY 1206 GP 82

G DAM YIELDS	MILK KGS	FAT KGS	PTN KGS	SOLIDS KGS	FAT%	PTN%
HIGHEST LACT: 5	9790	383	343	726	3.92	3.5
AVERAGE	9049	333	313	646	3.69	3.46
LIFE 8	72389	2666	2503	5169	3.68	3.46

Genomic

FR1194 (IG)SULAN QUEST

PED

Herd Book Number: **HOLIRLM217303540580**

Date of Birth:	Beta Casein:	aAa	GENETIC DEFECTS	HO 62%, FR 38%
20/02/2023	A2/A2		HH3C	

HIGH SOLIDS · FERTILITY IMPROVER · A2A2

SCAN QR CODE FOR MOST RECENT PROOF

PBM Daughter

Bred by: Donal Quill, Coolea, Macroom Co Cork

- **Great balance of Maintenance, Solids & Components**
- **Plus €82 for Milk & + €81 for Fertility**
- **Health & Fertility improver**

EBI NOV. 25 SOURCE ICBF		REL
EBI	234	62%
Prod. SI	82	82%
Fert. SI	81	41%
Carbon SI	1	62%
Calv. SI	31	90%
Beef. SI	20	51%
Maint. SI	12	45%
Mgmt. SI	-5	25%
Health SI	13	62%

PRODUCTION

Milk Kg	34
Fat Kg	14
Protein Kg	8
Solids Kg	22
Fat %	0.23
Protein %	0.12

FERTILITY

Calving Int. (Days)	-4.99
Survival (%)	1.07

HEALTH

Lameness	-0.02	Good
SCC	0	Below Average
Mastitis	0	Average
TB	7.37	Good

MANAGEMENT

Temperament	-0.03	Below Average
Milking Speed	8.15	Below Average
BCS	0.7	Average

CALVING

		Rel%
Heifer Calv. Diff	6.96	77
Heifer Calv. Risk	Moderate	
Gest. (Days)	-4.18	97
Calv. Records	310	

LOW MAINTENANCE SI, HIGH SOLIDS

SIRE: CLONLAHY BOY

DAM: MALACHYS QUEEN 963

DAM YIELDS	MILK KGS	FAT KGS	PTN KGS	SOLIDS KGS	FAT%	PTN%
HIGHEST LACT: 4	9124	360	367	727	3.94	4.02
AVERAGE	8406	339	329	669	4.04	3.92
LIFE 8	58840	2375	2305	4680	4.04	3.92

G SIRE: (IG) BALLINABORTA PRIMO

G DAM: MALACHYS VML QUEEN

G DAM YIELDS	MILK KGS	FAT KGS	PTN KGS	SOLIDS KGS	FAT%	PTN%
HIGHEST LACT: 4	7095	350	298	648	4.94	4.2
AVERAGE	6819	323	282	605	4.75	4.12
LIFE 8	47731	2261	1971	4232	4.74	4.13

Genomic

FR1988 (IG)GREENHILLS STARKEY

PED

Herd Book Number: **HOLIRLM215485232642**

Date of Birth:	Beta Casein:	aAa	GENETIC DEFECTS	HO 78%, FR 22%
24/02/2024	**A1/A2**			

HIGH SOLIDS · FERTILITY IMPROVER · OUTCROSS SIRE · SEXED SEMEN

SCAN QR CODE FOR MOST RECENT PROOF

MGS FR5803 (IG) HIGHMOUNT STARK Dam

Bred by: Kevin Clare Jnr, Drumconrath, Co Meath

- **Strength Improver, breeds strong, wide, robust cows**
- **Exceptional maternal line, Dam and MGD averaging above 4.15% Protein**
- **22 Kgs of Solids, + 1.0 for Body Condition Score**

EBI NOV. 25 SOURCE ICBF		REL
EBI	244	58%
Prod. SI	85	80%
Fert. SI	94	41%
Carbon SI	8	59%
Calv. SI	36	54%
Beef. SI	-3	48%
Maint. SI	22	41%
Mgmt. SI	-6	15%
Health SI	8	62%

PRODUCTION	
Milk Kg	47
Fat Kg	12
Protein Kg	10
Solids Kg	22
Fat %	0.17
Protein %	0.14

MANAGEMENT		
Temperament	0.03	Good
Milking Speed	23.41	Below Average
BCS	1	Good

CALVING		Rel%
Heifer Calv. Diff	6.56	61
Heifer Calv. Risk	Moderate	
Gest. (Days)	-4.74	48
Calv. Records	0	

HIGH MAINTENANCE SI, HIGH SOLIDS

OUTCROSS

FERTILITY	
Calving Int. (Days)	-5.14
Survival (%)	2.05

HEALTH		
Lameness	0.01	Average
SCC	-0.05	Average
Mastitis	0.01	Average
TB	8.65	Average

SIRE: (IG)VICISLAND SHUNTER

DAM: GREENHILLS STARK ROSE

DAM YIELDS	MILK KGS	FAT KGS	PTN KGS	SOLIDS KGS	FAT%	PTN%
HIGHEST LACT: 2	6136	288	255	543	4.69	4.16
AVERAGE	5701	280	238	517	4.92	4.16
LIFE 2	11402	559	475	1034	4.9	4.17

G SIRE: (IG) HIGHMOUNT STARK

G DAM: GREENHILLS BALLYGOWN ROSE GP 81

G DAM YIELDS	MILK KGS	FAT KGS	PTN KGS	SOLIDS KGS	FAT%	PTN%
HIGHEST LACT: 4	6652	313	271	584	4.7	4.07
AVERAGE	5883	285	246	532	4.86	4.19
LIFE 5	29415	1427	1231	2658	4.85	4.18

Genomic

FR2569 (IG)CARRIGMEAL STAMFORD

PED

Herd Book Number: **HOLIRLM226515040477**

Date of Birth:	Beta Casein:	aAa	GENETIC DEFECTS	HO 91%, FR 9%
15/03/2024	**A1/A2**			

HEALTH · FERTILITY IMPROVER · HIGH TYPE · UDDERS · SEXED SEMEN

SCAN QR CODE FOR MOST RECENT PROOF

G DAM - CARRAIGRUA RUA FR2314 4

Bred by: Cathal Greene, Dysart, Portlaoise Co Laois

- **Massive Health SI of €32 with + 20Kgs of Solids**
- **Top sire for increased TB resistance**
- **Positive for all functional Type Traits**

EBI NOV. 25 SOURCE ICBF		REL
EBI	236	60%
Prod. SI	68	79%
Fert. SI	95	45%
Carbon SI	7	60%
Calv. SI	29	60%
Beef. SI	-12	49%
Maint. SI	11	44%
Mgmt. SI	6	19%
Health SI	32	64%

PRODUCTION	
Milk Kg	52
Fat Kg	14
Protein Kg	6
Solids Kg	20
Fat %	0.21
Protein %	0.08

MANAGEMENT		
Temperament	0.06	Good
Milking Speed	-5.45	Good
BCS	-0.52	Below Average

CALVING		Rel%
Heifer Calv. Diff	6.82	65
Heifer Calv. Risk	Moderate	
Gest. (Days)	-4	60
Calv. Records	0	

LOW MAINTENANCE SI, HIGH SOLIDS

HEALTH

FERTILITY	
Calving Int. (Days)	-5.63
Survival (%)	1.5

HEALTH		
Lameness	-0.04	Good
SCC	-0.09	Average
Mastitis	-0.04	Good
TB	4.67	Good

G SIRE: (IG) CORNASLIEVE VIRGINIA

G DAM: CARRAIGRUA RUA FR2314 4

G DAM YIELDS	MILK KGS	FAT KGS	PTN KGS	SOLIDS KGS	FAT%	PTN%
HIGHEST LACT: 1	6319	267	233	500	4.23	3.69
AVERAGE	6319	267	233	500	4.23	3.69
LIFE 1	6319	267	233	500	4.23	3.69

FarmOps

Right Task. Right Time

Simplicity is what sets it apart...

"We're milk recording since 2003. We milk record six times a year. That's where the information comes from, it comes straight into the app. That's one of the advantages of FarmOps, it has all the other stuff plus the milk recording. I'm always mentioning how good FarmOps is. In my eyes, FarmOps is by far the best app out there, it covers everything.."

Donal Quill, Dairy Farmer, Coolea, Co. Cork.

From milk recording and compliance to calf registration and breeding alerts, FarmOps helps Donal and his family stay one step ahead, without the stress.

Watch the full video **here**

AVAILABLE TO ALL FARMERS NATIONWIDE!

For Customer Support,
call or WhatsApp **087 490 0207**
or visit **www.farmops.ie**

POWERED BY

MUNSTER BOVINE
Collectively Improving Farm Life

Download on the App Store

GET IT ON Google Play

Genomic

FR9034 (IG)OLCASTLETOWN CAPTAIN SRM

SRM

Herd Book Number: **HOLIRLM218577522508**

Date of Birth:	Beta Casein:	aAa	GENETIC DEFECTS	HO 81%,
11/02/2022	**A1/A1**	**432561**	HH3C	FR 16%

HEALTH | FERTILITY IMPROVER | SEXED SEMEN | ROBOT RIGHT

SCAN QR CODE FOR MOST RECENT PROOF

Bred by: Robert P Drake, Kildorrery, Co Cork

- **High farmer satisfaction with progeny on the ground**
- **Exceptional dam, averaging over 10.2% Fat and Protein across 3 lactations**
- **Red and White Coat Carrier, adds teat length**

EBI NOV. 25 SOURCE ICBF		REL
EBI	231	67%
Prod. SI	77	82%
Fert. SI	92	48%
Carbon SI	6	67%
Calv. SI	32	97%
Beef. SI	-2	63%
Maint. SI	9	50%
Mgmt. SI	1	22%
Health SI	17	66%

BOTTOM 10% 20% 30% 40% MEAN 40% 30% 20% 10% TOP

PRODUCTION	
Milk Kg	-28
Fat Kg	13
Protein Kg	7
Solids Kg	20
Fat %	0.25
Protein %	0.13

MANAGEMENT		
Temperament	0.04	Good
Milking Speed	4.68	Average
BCS	1.06	Good

CALVING		Rel%
Heifer Calv. Diff	6.95	98
Heifer Calv. Risk	Low	
Gest. (Days)	-4.34	99
Calv. Records	6464	

LOW MAINTENANCE SI, HIGH SOLIDS
STRENGTH
HEALTH

FERTILITY	
Calving Int. (Days)	-5.37
Survival (%)	1.63

HEALTH		
Lameness	0	Good
SCC	-0.07	Average
Mastitis	0.01	Average
TB	6.44	Good

SIRE: (IG)TISAXON TROOPER
DAM: OLCASTLETOWN ANIKA CELESTINE GP 82

DAM YIELDS	MILK KGS	FAT KGS	PTN KGS	SOLIDS KGS	FAT%	PTN%
HIGHEST LACT: 3	4706	283	220	503	6.02	4.68
AVERAGE	4493	255	204	459	5.67	4.54
LIFE 3	13478	765	613	1378	5.68	4.55

G SIRE: GORTCREEN SEBASTAIN
G DAM: OLCASTLETOWN GILLIAN CELESTINE GP 84

G DAM YIELDS	MILK KGS	FAT KGS	PTN KGS	SOLIDS KGS	FAT%	PTN%
HIGHEST LACT: 4	7738	381	296	677	4.93	3.83
AVERAGE	6764	306	265	572	4.51	3.92
LIFE 4	27054	1226	1060	2286	4.53	3.92

Genomic

FR9848 (IG)KILLALOUGH KAOLIN SRM

SRM

Herd Book Number: **HOLIRLM224229563229**

Date of Birth:	Beta Casein:	aAa	GENETIC DEFECTS	HO 75%,
22/01/2023		**345126**		FR 25%

HIGH SOLIDS | EASY CALVING | SEXED SEMEN

SCAN QR CODE FOR MOST RECENT PROOF

Bred by: John Ahern, Glanmire, Co Cork

- **Huge Production SI €96**
- **Exceptional dam has produced over 680kgs of Milk Solids in her 2nd lactation**
- **Easy calving for Heifers**

EBI NOV. 25 SOURCE ICBF		REL
EBI	223	63%
Prod. SI	96	81%
Fert. SI	75	41%
Carbon SI	2	62%
Calv. SI	31	93%
Beef. SI	12	52%
Maint. SI	1	46%
Mgmt. SI	-2	22%
Health SI	8	64%

BOTTOM 10% 20% 30% 40% MEAN 40% 30% 20% 10% TOP

PRODUCTION	
Milk Kg	-58
Fat Kg	14
Protein Kg	9
Solids Kg	23
Fat %	0.29
Protein %	0.19

MANAGEMENT		
Temperament	-0.01	Average
Milking Speed	2.74	Average
BCS	0.74	Good

CALVING		Rel%
Heifer Calv. Diff	5.77	82
Heifer Calv. Risk	Low	
Gest. (Days)	-3.41	99
Calv. Records	643	

LOW MAINTENANCE SI, HIGH SOLIDS
EASY CALVING

FERTILITY	
Calving Int. (Days)	-4.36
Survival (%)	1.29

HEALTH		
Lameness	0.01	Average
SCC	-0.08	Average
Mastitis	-0.01	Good
TB	9.38	Below Average

SIRE: BALLINTOSIG MISTER MAN
DAM: KILLALOUGH CLARE 2804

DAM YIELDS	MILK KGS	FAT KGS	PTN KGS	SOLIDS KGS	FAT%	PTN%
HIGHEST LACT: 2	7819	381	308	689	4.88	3.94
AVERAGE	7305	336	278	614	4.58	3.79
LIFE 2	14610	672	555	1227	4.6	3.8

G SIRE: (IG) KILFEACLE PIVOTAL
G DAM: KILLALOUGH CLARE

G DAM YIELDS	MILK KGS	FAT KGS	PTN KGS	SOLIDS KGS	FAT%	PTN%
HIGHEST LACT: 4	5943	313	260	573	5.27	4.37
AVERAGE	5532	280	232	512	5.1	4.19
LIFE 4	22130	1121	926	2047	5.07	4.18

Genomic

FR2587 (IG)DANGANBEG JUSTINTIME SRM

SRM

Herd Book Number: **HOLIRLM216417324077**

Date of Birth:	Beta Casein:	aAa	GENETIC DEFECTS	HO 72%, FR 25%, JE 3%
08/02/2024	A2/A2			

HIGH SOLIDS · HEALTH · FERTILITY IMPROVER · COMPONENT SPECIALIST · SEXED SEMEN · A2/A2

SCAN QR CODE FOR MOST RECENT PROOF

Dam - DANGANBEG MELLISA 3124

Bred by: Nicholas Kearney, Killeigh, Co Offaly

- **Superb combination of Production & Fertility SI**
- **Dam produced over 630kgs of Milk Solids in her 2nd lactation**
- **High Health & increased TB resistance**

EBI NOV. 25 SOURCE ICBF		REL
EBI	262	55%
Prod. SI	92	78%
Fert. SI	111	35%
Carbon SI	11	56%
Calv. SI	27	60%
Beef. SI	-9	44%
Maint. SI	14	39%
Mgmt. SI	-1	12%
Health SI	17	60%

BOTTOM 10% 20% 30% 40% MEAN 40% 30% 20% TOP 10%

PRODUCTION	
Milk Kg	-91
Fat Kg	15
Protein Kg	7
Solids Kg	22
Fat %	0.33
Protein %	0.18

MANAGEMENT		
Temperament	0.03	Good
Milking Speed	8.34	Below Average
BCS	0.69	Average

CALVING		Rel%
Heifer Calv. Diff	4.47	61
Heifer Calv. Risk	Low	
Gest. (Days)	-3.23	60
Calv. Records	0	

FERTILITY	
Calving Int. (Days)	-6.63
Survival (%)	1.77

LOW MAINTENANCE SI, HIGH SOLIDS

HIGH PRECENTAGES

HEALTH

HEALTH		
Lameness	0.01	Average
SCC	-0.02	Below Average
Mastitis	-0.01	Good
TB	6.08	Good

SIRE: (IG)NEXTGEN GIRVIN SRM

DAM: DANGANBEG MELLISA 3124

DAM YIELDS	MILK KGS	FAT KGS	PTN KGS	SOLIDS KGS	FAT%	PTN%
HIGHEST LACT: 2	7350	370	268	638	5.03	3.65
AVERAGE	6410	310	234	543	4.78	3.64
LIFE 2	12820	619	467	1086	4.83	3.64

G SIRE: (IG) KILFEACLE PIVOTAL

G DAM: DANGANBEG MELLISA 2727

G DAM YIELDS	MILK KGS	FAT KGS	PTN KGS	SOLIDS KGS	FAT%	PTN%
HIGHEST LACT: 2	6338	284	245	529	4.48	3.87
AVERAGE	5925	274	224	498	4.62	3.78
LIFE 3	17776	821	672	1493	4.62	3.78

Genomic

FR1958 (IG)KILVURRA GRASSLEAF SRM

SRM

Herd Book Number: **HOLIRLM212421212516**

Date of Birth:	Beta Casein:	aAa	GENETIC DEFECTS	HO 75%, FR 25%
25/01/2024	A2/A2	561432		

HIGH SOLIDS · FERTILITY IMPROVER · SEXED SEMEN · A2/A2

SCAN QR CODE FOR MOST RECENT PROOF

DAM - KILVURRA DARKIE 2069 VG 85 + GDAM - KILVURRA DARKIE 1855 VG 87

Bred by: John Cullinane, Ballineen, Co Cork

- **One of our top sires for Milk Solids, +26 Kgs**
- **Bred from a high production maternal line including a VG85 dam and VG87 GDam**
- **Ideal grazing sire**

EBI NOV. 25 SOURCE ICBF		REL
EBI	268	59%
Prod. SI	104	81%
Fert. SI	90	40%
Carbon SI	3	59%
Calv. SI	52	60%
Beef. SI	4	48%
Maint. SI	15	44%
Mgmt. SI	-4	19%
Health SI	4	64%

BOTTOM 10% 20% 30% 40% MEAN 40% 30% 20% TOP 10%

PRODUCTION	
Milk Kg	43
Fat Kg	15
Protein Kg	11
Solids Kg	26
Fat %	0.23
Protein %	0.17

MANAGEMENT		
Temperament	0	Average
Milking Speed	11.29	Below Average
BCS	0.28	Average

CALVING		Rel%
Heifer Calv. Diff	4.46	65
Heifer Calv. Risk	Low	
Gest. (Days)	-5.12	59
Calv. Records	0	

FERTILITY	
Calving Int. (Days)	-4.8
Survival (%)	2.07

LOW MAINTENANCE SI, HIGH SOLIDS

HEALTH		
Lameness	0.02	Below Average
SCC	-0.02	Below Average
Mastitis	0.02	Below Average
TB	8.69	Average

SIRE: OLCASTLETOWN CASPER

DAM: KILVURRA DARKIE 2069 VG 85

DAM YIELDS	MILK KGS	FAT KGS	PTN KGS	SOLIDS KGS	FAT%	PTN%
HIGHEST LACT: 2	7187	318	274	592	4.42	3.81
AVERAGE	6228	274	236	510	4.4	3.78
LIFE 2	12457	549	471	1020	4.41	3.78

G SIRE: (IG) KILFEACLE PIVOTAL

G DAM: KILVURRA DARKIE 1855 VG 87

G DAM YIELDS	MILK KGS	FAT KGS	PTN KGS	SOLIDS KGS	FAT%	PTN%
HIGHEST LACT: 4	6924	331	282	613	4.78	4.08
AVERAGE	6100	293	249	543	4.8	4.09
LIFE 4	18301	880	748	1628	4.81	4.09

Genomic

FR9010 **(IG)NEXTGEN GIRVIN SRM**

SRM

Herd Book Number: **HOLIRLM212999284620**

Date of Birth:	Beta Casein:	aAa	GENETIC DEFECTS	HO 72%, FR 28%
28/01/2022	**A2/A2**			

HIGH SOLIDS · HEALTH · FERTILITY IMPROVER · COMPONENT SPECIALIST · EASY CALVING · OUTCROSS SIRE · SEXED SEMEN · A2 A2

SCAN QR CODE FOR MOST RECENT PROOF

Dam - NEXTGEN FR2385 TERESA 1493 GP 82

Bred by: Keith Kennedy, Clonakilty Ag College, Co Cork

- **Easy calving Sire with extreme components**
- **In the Top 5 on the ICBF Active Bull list for EBI**
- **Health & Fertility improver**

EBI NOV. 25 SOURCE ICBF		REL
EBI	274	66%
Prod. SI	74	83%
Fert. SI	129	45%
Carbon SI	19	67%
Calv. SI	42	91%
Beef. SI	-28	64%
Maint. SI	17	54%
Mgmt. SI	1	24%
Health SI	18	65%

PRODUCTION	
Milk Kg	-225
Fat Kg	13
Protein Kg	3
Solids Kg	16
Fat %	0.40
Protein %	0.19

MANAGEMENT		
Temperament	0.02	Good
Milking Speed	1.01	Average
BCS	0.8	Good

CALVING		Rel%
Heifer Calv. Diff	4.05	81
Heifer Calv. Risk	Low	
Gest. (Days)	-4.13	97
Calv. Records	327	

FERTILITY	
Calving Int. (Days)	-7.79
Survival (%)	1.92

HEALTH		
Lameness	-0.01	Good
SCC	-0.05	Average
Mastitis	-0.02	Good
TB	6.8	Good

HIGH PRECENTAGES
OUTCROSS
EASY CALVING
HEALTH

SIRE: BALLINARD COMPONENTS
DAM: NEXTGEN FR2385 TERESA 1493 GP 82

DAM YIELDS	MILK KGS	FAT KGS	PTN KGS	SOLIDS KGS	FAT%	PTN%
HIGHEST LACT: 3	6270	319	243	562	5.09	3.88
AVERAGE	5590	285	213	498	5.09	3.82
LIFE 5	27951	1424	1066	2490	5.09	3.81

G SIRE: (IG) NEXTGEN YKG CANDY 593
G DAM: NEXTGEN AKZ TERESA 452 G 75

G DAM YIELDS	MILK KGS	FAT KGS	PTN KGS	SOLIDS KGS	FAT%	PTN%
HIGHEST LACT: 3	6701	354	252	606	5.28	3.77
AVERAGE	5311	275	199	475	5.16	3.75
LIFE 3	15933	826	598	1424	5.18	3.75

Genomic

FR2547 **(IG)KILLALOUGH NURTURE SRM**

SRM

Herd Book Number: **HOLIRLM224229563419**

Date of Birth:	Beta Casein:	aAa	GENETIC DEFECTS	HO 72%, FR 25%, JE 3%
21/01/2024	**A2/A2**	**351426**		

HEALTH · FERTILITY IMPROVER · COMPONENT SPECIALIST · OUTCROSS SIRE · SEXED SEMEN · A2 A2

SCAN QR CODE FOR MOST RECENT PROOF

Dam - KILLALOUGH NANCY 3006

Bred by: John Ahern, Glanmire, Co Cork

- **High Health & Fertility improver**
- **Still 0.31% Fat & 0.20% Protein after base change**
- **Maintains good Body Condition Score**

EBI NOV. 25 SOURCE ICBF		REL
EBI	265	52%
Prod. SI	79	73%
Fert. SI	105	33%
Carbon SI	14	53%
Calv. SI	41	53%
Beef. SI	-17	46%
Maint. SI	28	39%
Mgmt. SI	0	13%
Health SI	15	59%

PRODUCTION	
Milk Kg	-165
Fat Kg	11
Protein Kg	6
Solids Kg	17
Fat %	0.31
Protein %	0.20

MANAGEMENT		
Temperament	-0.01	Average
Milking Speed	-0.74	Average
BCS	0.44	Average

CALVING		Rel%
Heifer Calv. Diff	5.97	67
Heifer Calv. Risk	Low	
Gest. (Days)	-4.88	48
Calv. Records	0	

FERTILITY	
Calving Int. (Days)	-5.89
Survival (%)	2.06

HEALTH		
Lameness	-0.02	Good
SCC	-0.08	Average
Mastitis	-0.02	Good
TB	8.4	Average

HIGH MAINTENANCE SI, HIGH SOLIDS
HIGH PRECENTAGES
OUTCROSS

SIRE: GLENABOY ALLSTAR SRM
DAM: KILLALOUGH NANCY 3006

DAM YIELDS	MILK KGS	FAT KGS	PTN KGS	SOLIDS KGS	FAT%	PTN%
HIGHEST LACT: 1	5507	259	214	473	4.7	3.88
AVERAGE	5507	259	214	473	4.7	3.88
LIFE 1	5507	259	214	473	4.7	3.89

G SIRE: ARDALLEN FERGUS
G DAM: KILLALOUGH NANCY 2066

G DAM YIELDS	MILK KGS	FAT KGS	PTN KGS	SOLIDS KGS	FAT%	PTN%
HIGHEST LACT: 6	7657	354	291	645	4.63	3.79
AVERAGE	6288	294	242	536	4.69	3.85
LIFE 7	44016	2057	1693	3750	4.67	3.85

Genomic

FR2592 (IG)COOLANAGH NOBELMAN SRM

SRM

Herd Book Number: **HOLIRLM215176211845**

Date of Birth:	Beta Casein:	aAa	GENETIC DEFECTS	HO 75%, FR 22%, JE 3%
01/02/2024	**A1/A2**			

FERTILITY IMPROVER · COMPONENT SPECIALIST · OUTCROSS SIRE

SCAN QR CODE FOR MOST RECENT PROOF

Dam - COOLANAGH ABSOLUTE EMILY 1338

Bred by: Michael Lordan, Newcestown, Co Cork

- **Top EBI Sire**
- **Low maintenance figure with high health**
- **Exceptional dam, averaging over 9.3% Fat and Protein across 4 lactations**

EBI NOV. 25 SOURCE ICBF		REL
EBI	296	58%
Prod. SI	63	82%
Fert. SI	125	38%
Carbon SI	25	59%
Calv. SI	48	60%
Beef. SI	-29	47%
Maint. SI	49	42%
Mgmt. SI	3	16%
Health SI	14	61%

BOTTOM 10% 20% 30% 40% · MEAN · TOP 40% 30% 20% 10%

PRODUCTION	
Milk Kg	-347
Fat Kg	9
Protein Kg	1
Solids Kg	10
Fat %	0.43
Protein %	0.23

MANAGEMENT		
Temperament	0.03	Good
Milking Speed	-2.05	Good
BCS	0.73	Good

CALVING		Rel%
Heifer Calv. Diff	4.92	64
Heifer Calv. Risk	Low	
Gest. (Days)	-5.3	61
Calv. Records	0	

FERTILITY	
Calving Int. (Days)	-6.57
Survival (%)	2.99

HIGH MAINTENANCE SI, HIGH SOLIDS
HIGH PRECENTAGES
OUTCROSS

HEALTH		
Lameness	0	Good
SCC	-0.06	Average
Mastitis	-0.02	Good
TB	8.12	Average

SIRE: (IG)VICISLAND NIFTY

DAM: COOLANAGH ABSOLUTE EMILY 1338

DAM YIELDS	MILK KGS	FAT KGS	PTN KGS	SOLIDS KGS	FAT%	PTN%
HIGHEST LACT: 4	7171	397	278	675	5.53	3.87
AVERAGE	6689	368	259	627	5.5	3.86
LIFE 4	26757	1471	1036	2507	5.5	3.87

G SIRE: JEANJO ABSOLUTE

G DAM: COOLANAGH BGJ EMILY 1001

G DAM YIELDS	MILK KGS	FAT KGS	PTN KGS	SOLIDS KGS	FAT%	PTN%
HIGHEST LACT: 6	9099	502	357	859	5.52	3.92
AVERAGE	7487	396	293	689	5.26	3.92
LIFE 8	59898	3165	2347	5512	5.28	3.92

Genomic

FR1991 (IG)GREENHILLS SOLAR SRM

SRM

Herd Book Number: **HOLIRLM215485242627**

Date of Birth:	Beta Casein:	aAa	GENETIC DEFECTS	HO 84%, FR 12%, JE 3%
17/02/2024	**A2/A2**			

HIGH SOLIDS · HEALTH · COMPONENT SPECIALIST · SEXED SEMEN · A2 A2

SCAN QR CODE FOR MOST RECENT PROOF

HAROLD Daughter

Bred by: Kevin Clare Jnr, Drumconrath, Co Meath

- **Serious Solids, + 24 Kgs**
- **Breed for increased TB resistance**
- **High Health & Fertility completes the package**

EBI NOV. 25 SOURCE ICBF		REL
EBI	251	60%
Prod. SI	98	81%
Fert. SI	65	45%
Carbon SI	-1	61%
Calv. SI	46	60%
Beef. SI	14	50%
Maint. SI	8	43%
Mgmt. SI	3	19%
Health SI	16	63%

BOTTOM 10% 20% 30% 40% · MEAN · TOP 40% 30% 20% 10%

PRODUCTION	
Milk Kg	-35
Fat Kg	15
Protein Kg	9
Solids Kg	24
Fat %	0.29
Protein %	0.18

MANAGEMENT		
Temperament	0.03	Good
Milking Speed	-4.44	Good
BCS	-0.13	Below Average

CALVING		Rel%
Heifer Calv. Diff	3.86	64
Heifer Calv. Risk	Low	
Gest. (Days)	-4.44	60
Calv. Records	0	

FERTILITY	
Calving Int. (Days)	-3.8
Survival (%)	1.14

LOW MAINTENANCE SI, HIGH SOLIDS
HIGH PRECENTAGES
HEALTH

HEALTH		
Lameness	0	Good
SCC	-0.04	Average
Mastitis	0.01	Average
TB	6.29	Good

SIRE: (IG)GREENFORT ZAKI

DAM: GREENHILLS PIVOTAL AMBER GP 80

DAM YIELDS	MILK KGS	FAT KGS	PTN KGS	SOLIDS KGS	FAT%	PTN%
HIGHEST LACT: 2	6525	308	270	578	4.73	4.13
AVERAGE	6210	288	252	540	4.64	4.06
LIFE 2	12421	576	504	1080	4.64	4.06

G SIRE: (IG) KILFEACLE PIVOTAL

G DAM: GREENHILLS RONALDO AMBER 2 G 75

G DAM YIELDS	MILK KGS	FAT KGS	PTN KGS	SOLIDS KGS	FAT%	PTN%
HIGHEST LACT: 1	6151	250	231	481	4.07	3.76
AVERAGE	6151	250	231	481	4.07	3.76
LIFE 1	6151	250	231	481	4.06	3.76

Genomic

FR2543 (IG)DROMANA AUDITOR SRM

SRM

Herd Book Number: **HOLIRLM213220881399**

Date of Birth:	Beta Casein:	aAa	GENETIC DEFECTS	HO 81%, FR 19%
02/01/2024	A2/A2	432561		

HEALTH · FERTILITY IMPROVER · SEXED SEMEN · A2 A2 · ROBOT RIGHT

SCAN QR CODE FOR MOST RECENT PROOF

G'DAM

Bred by: Martin Nugent, Cappoquin, Co Waterford

- **Exceptional dam performance, 920kgs of Milk Solids in her 4th lactation**
- **Strength Improver, breeds strong, wide, robust cows**
- **Red and White Carrier with good TB resistance**

EBI NOV. 25 SOURCE ICBF		REL
EBI	251	62%
Prod. SI	79	82%
Fert. SI	98	48%
Carbon SI	12	63%
Calv. SI	36	62%
Beef. SI	-18	50%
Maint. SI	29	46%
Mgmt. SI	-3	22%
Health SI	17	65%

BOTTOM 10% 20% 30% 40% · MEAN · TOP 40% 30% 20% 10%

PRODUCTION	
Milk Kg	-88
Fat Kg	13
Protein Kg	6
Solids Kg	19
Fat %	0.29
Protein %	0.16

MANAGEMENT		
Temperament	0.01	Average
Milking Speed	9.26	Below Average
BCS	1.34	Good

CALVING		Rel%
Heifer Calv. Diff	3.94	65
Heifer Calv. Risk	Low	
Gest. (Days)	-3.37	61
Calv. Records	0	

FERTILITY	
Calving Int. (Days)	-5.88
Survival (%)	1.51

HIGH MAINTENANCE SI, HIGH SOLIDS · OUTCROSS · HEALTH

HEALTH		
Lameness	0	Good
SCC	-0.08	Average
Mastitis	0	Average
TB	6.74	Good

SIRE: ROCHEMOUNT LAD

DAM: SUMMERHILL TFZ AUDREY

DAM YIELDS	MILK KGS	FAT KGS	PTN KGS	SOLIDS KGS	FAT%	PTN%
HIGHEST LACT: 4	9842	538	382	920	5.47	3.89
AVERAGE	7622	388	294	683	5.08	3.86
LIFE 4	30489	1553	1178	2731	5.09	3.86

G SIRE: FORTFERGUS ARTIC ORCA

G DAM: SUMMERHILL MJI AUDREY

G DAM YIELDS	MILK KGS	FAT KGS	PTN KGS	SOLIDS KGS	FAT%	PTN%
HIGHEST LACT: 5	6951	338	256	594	4.87	3.68
AVERAGE	5946	306	215	520	5.14	3.6
LIFE 9	53512	2750	1931	4681	5.14	3.61

Genomic

FR2571 (IG) BALLINARD MIXTO SRM

SRM

Herd Book Number: **HOLIRLM225789332825**

Date of Birth:	Beta Casein:	aAa	GENETIC DEFECTS	HO 88%, FR 12%
22/02/2024	A1/A1			

FERTILITY IMPROVER · OUTCROSS SIRE · COMPONENT SPECIALIST

SCAN QR CODE FOR MOST RECENT PROOF

DAM - BALLINARD 2032 AINE 1641 GP 83

Bred by: Garrett Barry, Herbertstown, Co Limerick

- **High EBI with serious components**
- **Superb dam, averaging over 9.1% Fat and Protein across 4 lactations**
- **Will breed fertile long-lasting Cows**

EBI NOV. 25 SOURCE ICBF		REL
EBI	285	60%
Prod. SI	74	82%
Fert. SI	105	43%
Carbon SI	14	61%
Calv. SI	50	61%
Beef. SI	-2	49%
Maint. SI	37	43%
Mgmt. SI	4	18%
Health SI	3	63%

BOTTOM 10% 20% 30% 40% · MEAN · TOP 40% 30% 20% 10%

PRODUCTION	
Milk Kg	-145
Fat Kg	12
Protein Kg	5
Solids Kg	17
Fat %	0.32
Protein %	0.17

MANAGEMENT		
Temperament	0.03	Good
Milking Speed	-6.1	Good
BCS	0.37	Average

CALVING		Rel%
Heifer Calv. Diff	5.03	65
Heifer Calv. Risk	Low	
Gest. (Days)	-5	60
Calv. Records	0	

FERTILITY	
Calving Int. (Days)	-5.29
Survival (%)	2.84

HIGH MAINTENANCE SI, HIGH SOLIDS · OUTCROSS

HEALTH		
Lameness	0	Good
SCC	-0.04	Average
Mastitis	0	Average
TB	10.5	Below Average

SIRE: (IG)MONAVRIN ELI SRM

DAM: BALLINARD 2032 AINE 1641 GP 83

DAM YIELDS	MILK KGS	FAT KGS	PTN KGS	SOLIDS KGS	FAT%	PTN%
HIGHEST LACT: 2	5528	275	226	501	4.97	4.09
AVERAGE	5051	259	204	463	5.13	4.04
LIFE 4	20204	1036	816	1852	5.13	4.04

G SIRE: (IG) OAKGLEN HARRY

G DAM: BALLINARD LHZ AINE

G DAM YIELDS	MILK KGS	FAT KGS	PTN KGS	SOLIDS KGS	FAT%	PTN%
HIGHEST LACT: 4	7166	342	275	617	4.77	3.83
AVERAGE	6605	304	248	552	4.6	3.74
LIFE 6	39630	1824	1487	3311	4.6	3.75

SRM

Genomic

FR1952 (IG)GORTNASKEHY GOLFER SRM

SRM

Herd Book Number: **HOLIRLM217290811110**

Date of Birth:	Beta Casein:	aAa	GENETIC DEFECTS	
07/02/2024	A1/A1	435216		HO 81%, FR 19%

FERTILITY IMPROVER | OUTCROSS SIRE | SEXED SEMEN

SCAN QR CODE FOR MOST RECENT PROOF



Bred by: Edward Horgan, Ballybunion, Co Kerry

- **Balanced Sire with excellent Milk & Fertility**
- **Great Components, High BCS. Longer teat length**
- **Expect strong Cows with cracking good udders**

EBI NOV. 25 SOURCE ICBF		REL
EBI	263	59%
Prod. SI	86	81%
Fert. SI	99	42%
Carbon SI	10	60%
Calv. SI	40	61%
Beef. SI	0	48%
Maint. SI	19	41%
Mgmt. SI	-4	18%
Health SI	14	63%

BOTTOM 10% 20% 30% 40% — MEAN — TOP 40% 30% 20% 10%

PRODUCTION	
Milk Kg	-74
Fat Kg	11
Protein Kg	8
Solids Kg	19
Fat %	0.25
Protein %	0.18

MANAGEMENT		
Temperament	-0.03	Below Average
Milking Speed	7.04	Below Average
BCS	1.05	Good

CALVING		Rel%
Heifer Calv. Diff	5.36	65
Heifer Calv. Risk	Low	
Gest. (Days)	-4.44	60
Calv. Records	0	

FERTILITY	
Calving Int. (Days)	-5.54
Survival (%)	1.97

HEALTH		
Lameness	0.01	Average
SCC	-0.06	Average
Mastitis	0	Average
TB	7.31	Good

HIGH MAINTENANCE SI, HIGH SOLIDS
STRENGTH
OUTCROSS
HEALTH

SIRE: (IG)AGHERNBRIDGE MILTON
DAM: GORTNASKEHY DANDYMAN CINDY 809

DAM YIELDS	MILK KGS	FAT KGS	PTN KGS	SOLIDS KGS	FAT%	PTN%
HIGHEST LACT: 2	6356	312	256	568	4.91	4.03
AVERAGE	5658	268	221	490	4.73	3.9
LIFE 2	11316	537	442	979	4.75	3.91

G SIRE: (IG) CLORANE DANDYMAN
G DAM: GORTNASKEHY SAMIR CINDY 0642

G DAM YIELDS	MILK KGS	FAT KGS	PTN KGS	SOLIDS KGS	FAT%	PTN%
HIGHEST LACT: 4	8011	352	296	648	4.39	3.7
AVERAGE	7038	320	253	573	4.54	3.59
LIFE 4	28154	1279	1013	2292	4.54	3.6

Genomic

FR2537 (IG)CREFOGUE TOPBIKE SRM

SRM

Herd Book Number: **HOLIRLM225220963876**

Date of Birth:	Beta Casein:	aAa	GENETIC DEFECTS	
23/01/2024	A2/A2	351426		HO 75%, FR 25%

HEALTH | FERTILITY IMPROVER | OUTCROSS SIRE | SEXED SEMEN | A2 A2

SCAN QR CODE FOR MOST RECENT PROOF

Cow by Kealfincheon Norman FR2005, dam of 2204

Bred by: Nigel Rothwell, Crefogue, Enniscorthy Co Wexford

- **Ranked Number 1 on the ICBF All Sires Bull list for EBI**
- **Fertility improver with a maintenance of €33**
- **High Health SI**

EBI NOV. 25 SOURCE ICBF		REL
EBI	327	56%
Prod. SI	66	75%
Fert. SI	175	39%
Carbon SI	23	56%
Calv. SI	35	56%
Beef. SI	-23	47%
Maint. SI	33	40%
Mgmt. SI	-3	17%
Health SI	21	63%

BOTTOM 10% 20% 30% 40% — MEAN — TOP 40% 30% 20% 10%

PRODUCTION	
Milk Kg	-29
Fat Kg	8
Protein Kg	7
Solids Kg	15
Fat %	0.16
Protein %	0.14

MANAGEMENT		
Temperament	0	Average
Milking Speed	9.5	Below Average
BCS	0.83	Good

CALVING		Rel%
Heifer Calv. Diff	6.61	65
Heifer Calv. Risk	Moderate	
Gest. (Days)	-4.89	49
Calv. Records	0	

FERTILITY	
Calving Int. (Days)	-10.84
Survival (%)	2.25

HEALTH		
Lameness	-0.02	Good
SCC	-0.05	Average
Mastitis	-0.03	Good
TB	6.71	Good

HIGH MAINTENANCE SI, HIGH SOLIDS
OUTCROSS
HEALTH

SIRE: GLENABOY ALLSTAR SRM
DAM: CREFOGUE TWIGGY 1641

DAM YIELDS	MILK KGS	FAT KGS	PTN KGS	SOLIDS KGS	FAT%	PTN%
HIGHEST LACT: 5	7174	310	270	580	4.32	3.76
AVERAGE	5791	257	219	476	4.44	3.77
LIFE 9	52122	2310	1970	4280	4.43	3.78

G SIRE: DUNGOURNEY CREMIN
G DAM: CREFOGUE TWIGGY 1117

G DAM YIELDS	MILK KGS	FAT KGS	PTN KGS	SOLIDS KGS	FAT%	PTN%
HIGHEST LACT: 5	7889	315	286	601	4	3.62
AVERAGE	6523	262	232	495	3.99	3.53
LIFE 5	32617	1312	1161	2473	4.02	3.56

Genomic

FR8835 (IG)CREAGHFARM TRUMAN SRM

SRM

Herd Book Number: **HOLIRLM212458012072**

Date of Birth:	Beta Casein:	aAa	GENETIC DEFECTS	HO 84%, FR 16%
13/02/2022	A1/A2	243156		

FERTILITY IMPROVER · COMPONENT SPECIALIST

SCAN QR CODE FOR MOST RECENT PROOF

Dam - CREAGHFARM TRUDY 1150 VG 86

Bred by: James Fitzpatrick, Clonakilty, Co Cork

- **Exceptional Milk SI & + 21Kgs of Milk Solids**
- **Components & Fertility**
- **High Health traits with increased TB resistance**

EBI NOV. 25 SOURCE ICBF		REL
EBI	186	68%
Prod. SI	85	83%
Fert. SI	82	45%
Carbon SI	4	68%
Calv. SI	24	96%
Beef. SI	-22	73%
Maint. SI	9	53%
Mgmt. SI	-6	22%
Health SI	12	67%

BOTTOM 10% 20% 30% 40% MEAN 40% 30% 20% TOP 10%

PRODUCTION	
Milk Kg	-128
Fat Kg	15
Protein Kg	6
Solids Kg	21
Fat %	0.35
Protein %	0.18

MANAGEMENT		
Temperament	-0.04	Below Average
Milking Speed	9.45	Below Average
BCS	-0.57	Below Average

CALVING		Rel%
Heifer Calv. Diff	7.23	95
Heifer Calv. Risk	Low	
Gest. (Days)	-3.54	99
Calv. Records	2704	

HIGH PRECENTAGES

STRENGTH

FERTILITY	
Calving Int. (Days)	-4.65
Survival (%)	1.54

HEALTH		
Lameness	-0.01	Good
SCC	0.05	Below Average
Mastitis	0.02	Below Average
TB	6.41	Good

SIRE: (IG)LOCHINVER JODY SRM

DAM: CREAGHFARM TRUDY 1150 VG 86

DAM YIELDS	MILK KGS	FAT KGS	PTN KGS	SOLIDS KGS	FAT%	PTN%
HIGHEST LACT: 6	7838	348	314	662	4.44	4
AVERAGE	6390	306	256	562	4.83	4
LIFE 9	57511	2752	2308	5060	4.79	4.01

G SIRE: (IG) LAURAGH EVERT

G DAM: CREAGHFARM TRUDY 1007

G DAM YIELDS	MILK KGS	FAT KGS	PTN KGS	SOLIDS KGS	FAT%	PTN%
HIGHEST LACT: 1	4529	221	175	396	4.89	3.86
AVERAGE	4529	221	175	396	4.89	3.86
LIFE 1	4529	221	175	396	4.88	3.86

Genomic

FR1982 (IG)COOPERHILL CEMENT SRM

SRM

Herd Book Number: **HOLIRLM227536750921**

Date of Birth:	Beta Casein:	aAa	GENETIC DEFECTS	HO 75%, FR 25%
21/02/2024	A2/A2			

HEALTH · COMPONENT SPECIALIST · OUTCROSS SIRE · SEXED SEMEN · A2/A2

SCAN QR CODE FOR MOST RECENT PROOF

DAM - CLONDRINAGH CODIE 1511 GP 81

Bred by: John Holton, Clarina, Co Limerick

- **Strength Improver, breeds strong, wide, robust cows**
- **Great Components**
- **Health & Fertility improver**

EBI NOV. 25 SOURCE ICBF		REL
EBI	261	57%
Prod. SI	81	78%
Fert. SI	99	38%
Carbon SI	13	58%
Calv. SI	37	61%
Beef. SI	-6	49%
Maint. SI	15	43%
Mgmt. SI	7	12%
Health SI	15	62%

BOTTOM 10% 20% 30% 40% MEAN 40% 30% 20% TOP 10%

PRODUCTION	
Milk Kg	-120
Fat Kg	12
Protein Kg	6
Solids Kg	18
Fat %	0.29
Protein %	0.18

MANAGEMENT		
Temperament	0.05	Good
Milking Speed	-12.41	Good
BCS	1.18	Good

CALVING		Rel%
Heifer Calv. Diff	6.02	65
Heifer Calv. Risk	Low	
Gest. (Days)	-4.16	61
Calv. Records	0	

LOW MAINTENANCE SI, HIGH SOLIDS

HIGH PRECENTAGES

STRENGTH

OUTCROSS

FERTILITY	
Calving Int. (Days)	-5.81
Survival (%)	1.71

HEALTH		
Lameness	-0.03	Good
SCC	-0.06	Average
Mastitis	-0.04	Good
TB	8.97	Average

SIRE: GLENABOY HERO

DAM: CLONDRINAGH CODIE 1511 GP 81

DAM YIELDS	MILK KGS	FAT KGS	PTN KGS	SOLIDS KGS	FAT%	PTN%
HIGHEST LACT: 4	7353	322	280	602	4.38	3.81
AVERAGE	6057	267	234	500	4.41	3.86
LIFE 4	24227	1067	934	2001	4.4	3.86

G SIRE: (IG) HILLSDALE HARTY

G DAM: CLONDRINAGH CODIE 1329

G DAM YIELDS	MILK KGS	FAT KGS	PTN KGS	SOLIDS KGS	FAT%	PTN%
HIGHEST LACT: 2	5687	267	232	499	4.69	4.08
AVERAGE	5495	250	216	466	4.54	3.94
LIFE 4	21979	998	864	1862	4.54	3.93

Genomic

FR8466 (IG)DERRYMELEEN EXUDE SRM

SRM

Herd Book Number: **HOLIRLM216751514919**

Date of Birth:	Beta Casein:	aAa	GENETIC DEFECTS	
16/02/2021		516324		HO 66%, FR 28%, JE 6%

HIGH SOLIDS · FERTILITY IMPROVER · EASY CALVING · SEXED SEMEN

SCAN QR CODE FOR MOST RECENT PROOF

DERRYMELEEN AVRIL VG 85

Bred by: Thomas Garrett O'Neill, Ballineen, Co Cork

- **Easy calving for Heifers, aAa of 516**
- **Massive 22Kgs of solids with great components**
- **VG 85 Dam is a top performer in herd**

EBI NOV. 25 SOURCE ICBF		REL
EBI	237	68%
Prod. SI	77	82%
Fert. SI	89	48%
Carbon SI	8	67%
Calv. SI	39	96%
Beef. SI	-13	65%
Maint. SI	26	52%
Mgmt. SI	-2	29%
Health SI	12	69%

BOTTOM 10% 20% 30% 40% MEAN 40% 30% 20% TOP 10%

PRODUCTION	
Milk Kg	-15
Fat Kg	16
Protein Kg	6
Solids Kg	22
Fat %	0.28
Protein %	0.12

MANAGEMENT		
Temperament	0	Average
Milking Speed	5.21	Average
BCS	0.51	Average

CALVING		Rel%
Heifer Calv. Diff	5.21	94
Heifer Calv. Risk	Low	
Gest. (Days)	-4.33	99
Calv. Records	1500	

HIGH PRECENTAGES

EASY CALVING

FERTILITY	
Calving Int. (Days)	-5.13
Survival (%)	1.6

HEALTH		
Lameness	0.01	Average
SCC	-0.02	Below Average
Mastitis	-0.02	Good
TB	7.83	Good

SIRE: (IG) KILFEACLE PIVOTAL

DAM: DERRYMELEEN AVRIL VG 85

DAM YIELDS	MILK KGS	FAT KGS	PTN KGS	SOLIDS KGS	FAT%	PTN%
HIGHEST LACT: 4	6562	339	265	604	5.16	4.04
AVERAGE	6071	303	239	542	5	3.93
LIFE 7	42499	2120	1672	3792	4.99	3.93

G SIRE: BAGWORTH PF GRANDEUR S1F

G DAM: IE141459792101

G DAM YIELDS	MILK KGS	FAT KGS	PTN KGS	SOLIDS KGS	FAT%	PTN%
HIGHEST LACT: 5	7737	299	291	590	3.87	3.76
AVERAGE	5920	252	221	473	4.3	3.73
LIFE 8	47357	2015	1769	3784	4.25	3.74

Genomic

FR8637 (IG)SHANTULLIG REUBEN SRM

SRM

Herd Book Number: **HOLIRLM212237871732**

Date of Birth:	Beta Casein:	aAa	GENETIC DEFECTS	
16/02/2022	A2/A2	561432		HO 78%, FR 22%

FERTILITY IMPROVER · COMPONENT SPECIALIST · A2/A2

SCAN QR CODE FOR MOST RECENT PROOF

DAM - SHANTULLIG SUSAN FR 2079 GP 80

Bred by: John Moynihan, Dunbeacon Durrus, Bantry Co Cork

- **Perfect sire for low cost grazing systems**
- **Excellent Fertility & Components with a high BCS**
- **Superb Maternal Line**

EBI NOV. 25 SOURCE ICBF		REL
EBI	270	66%
Prod. SI	66	82%
Fert. SI	115	46%
Carbon SI	20	67%
Calv. SI	22	96%
Beef. SI	3	66%
Maint. SI	28	48%
Mgmt. SI	3	19%
Health SI	11	63%

BOTTOM 10% 20% 30% 40% MEAN 40% 30% 20% TOP 10%

PRODUCTION	
Milk Kg	-191
Fat Kg	8
Protein Kg	4
Solids Kg	12
Fat %	0.27
Protein %	0.19

MANAGEMENT		
Temperament	0.04	Good
Milking Speed	-2.66	Good
BCS	0.69	Average

CALVING		Rel%
Heifer Calv. Diff	6.81	95
Heifer Calv. Risk	Low	
Gest. (Days)	-4.11	99
Calv. Records	2236	

HIGH PRECENTAGES

FERTILITY	
Calving Int. (Days)	-6.26
Survival (%)	2.56

HEALTH		
Lameness	0	Good
SCC	-0.02	Below Average
Mastitis	-0.02	Good
TB	8.23	Average

SIRE: (IG)SKEHANAGH DEANO

DAM: SHANTULLIG SUSAN FR 2079 GP 80

DAM YIELDS	MILK KGS	FAT KGS	PTN KGS	SOLIDS KGS	FAT%	PTN%
HIGHEST LACT: 5	7831	347	313	660	4.44	4
AVERAGE	6778	317	270	587	4.69	3.97
LIFE 5	33889	1585	1348	2933	4.68	3.98

G SIRE: (IG) MODELIGO LUKE

G DAM: SHANTULLIG SUSAN PBM GP 80

G DAM YIELDS	MILK KGS	FAT KGS	PTN KGS	SOLIDS KGS	FAT%	PTN%
HIGHEST LACT: 3	8251	342	314	656	4.14	3.8
AVERAGE	7566	307	281	587	4.05	3.71
LIFE 7	52965	2146	1964	4110	4.05	3.71

DP-IRL

DTRS	HERDS
122	61

FR7907 (IG)GREENHILLS BALLINTOSIG

PED

Herd Book Number: **HOLIRLM215485232287**

Date of Birth:	Beta Casein:	aAa	GENETIC DEFECTS	HO 88%, FR 12%
15/02/2021	A1/A2	246351	HH3C	

HEALTH · FERTILITY IMPROVER · HIGH TYPE · EASY CALVING · FEET & LEGS · DAUGHTER PROVEN · OUTCROSS SIRE · SEXED SEMEN

SCAN QR CODE FOR MOST RECENT PROOF

DAM - GREENHILLS VINCENT BECKY VG 85

Bred by: Kevin Clare Jnr, Drumconrath, Co Meath

- **Easy calving Sire with power & strength**
- **VG85 Dam gave 680 kgs of solids in 5th lactation, G'Dam is classified VG 87**
- **Top 5% to increase TB resistance**

EBI NOV. 25 SOURCE ICBF		REL
EBI	235	83%
Prod. SI	54	96%
Fert. SI	95	65%
Carbon SI	1	84%
Calv. SI	58	97%
Beef. SI	18	87%
Maint. SI	-8	72%
Mgmt. SI	-3	54%
Health SI	20	75%

BOTTOM 10% 20% 30% 40% MEAN 40% 30% 20% TOP 10%

PRODUCTION	
Milk Kg	16
Fat Kg	10
Protein Kg	5
Solids Kg	15
Fat %	0.16
Protein %	0.08

MANAGEMENT		
Temperament	-0.01	Average
Milking Speed	6.51	Below Average
BCS	1.39	Good

CALVING		Rel%
Heifer Calv. Diff	4.78	97
Heifer Calv. Risk	Low	
Gest. (Days)	-6.5	99
Calv. Records	2481	

DAUGHTER PROVEN · EASY CALVING · HEALTH

FERTILITY	
Calving Int. (Days)	-5.72
Survival (%)	1.43

HEALTH		
Lameness	-0.02	Good
SCC	-0.05	Average
Mastitis	0.01	Average
TB	5.9	Good

IRISH DAUGHTER PRODUCTION

Highest Lactation 1 (Based on Milk Solids)	Milk Kg	Fat Kg	Protein Kg	Solids Kg	Fat %	Prot %
	5164	228	188	416	4.42	3.64

SIRE: (IG) BALLINTOSIG RING O

DAM: GREENHILLS VINCENT BECKY VG 85

DAM YIELDS	MILK KGS	FAT KGS	PTN KGS	SOLIDS KGS	FAT%	PTN%
HIGHEST LACT: 5	9173	355	329	684	3.87	3.58
AVERAGE	7954	304	290	594	3.82	3.65
LIFE 7	55681	2126	2032	4158	3.82	3.65

SIRE: (IG) BALLINTOSIG RING O	MS: (IG) DERRYLAMOGUE VINCENT	MGS: MORRISHEEN OJI FRANK
DAM: GREENHILLS VINCENT BECKY VG 85	MD: GREENHILLS OJI BECKY VG 87	MGD: GREENHILLS ELVERY BECKY VG 87

DP-IRL

DTRS	HERDS
70	48

FR8403 (IG)AGHERNBRIDGE MILTON

PED

Herd Book Number: **HOLIRLM218883322477**

Date of Birth:	Beta Casein:	aAa	GENETIC DEFECTS	HO 78%, FR 22%
08/02/2021	A1/A2	243165		

FEET & LEGS · DAUGHTER PROVEN · OUTCROSS SIRE

SCAN QR CODE FOR MOST RECENT PROOF

DAM - AGHERNBRIDGE LUCY 1997 GP 81

Bred by: William Joyce, Conna, Co Cork.

- **Plus 1.00 for Chest Width & + 1.90 for Rump Width**
- **High Health, Great Components & add Teat Length**
- **Exceptional sire with 8 sons in AI**

EBI NOV. 25 SOURCE ICBF		REL
EBI	224	80%
Prod. SI	67	95%
Fert. SI	105	60%
Carbon SI	9	81%
Calv. SI	37	98%
Beef. SI	8	88%
Maint. SI	-2	65%
Mgmt. SI	-8	39%
Health SI	8	76%

BOTTOM 10% 20% 30% 40% MEAN 40% 30% 20% TOP 10%

PRODUCTION	
Milk Kg	-180
Fat Kg	6
Protein Kg	5
Solids Kg	11
Fat %	0.24
Protein %	0.20

MANAGEMENT		
Temperament	-0.03	Below Average
Milking Speed	18.98	Below Average
BCS	0.6	Average

CALVING		Rel%
Heifer Calv. Diff	6.02	99
Heifer Calv. Risk	Low	
Gest. (Days)	-4.39	99
Calv. Records	12391	

DAUGHTER PROVEN

FERTILITY	
Calving Int. (Days)	-6.05
Survival (%)	1.92

HEALTH		
Lameness	-0.02	Good
SCC	-0.06	Average
Mastitis	-0.01	Good
TB	9.78	Below Average

IRISH DAUGHTER PRODUCTION

Highest Lactation 1 (Based on Milk Solids)	Milk Kg	Fat Kg	Protein Kg	Solids Kg	Fat %	Prot %
	5115	232	191	423	4.54	3.73

SIRE: SCORDUFF NEART

DAM: AGHERNBRIDGE LUCY 1997 GP 81

DAM YIELDS	MILK KGS	FAT KGS	PTN KGS	SOLIDS KGS	FAT%	PTN%
HIGHEST LACT: 3	7785	353	320	673	4.54	4.11
AVERAGE	6412	285	255	540	4.47	3.98
LIFE 5	32062	1426	1273	2699	4.45	3.97

SIRE: SCORDUFF NEART	MS: KILTESKIN ACE	MGS: (IG) CURRADARRA BART
DAM: AGHERNBRIDGE LUCY 1997 GP 81	MD: AGHERNBRIDGE LUCY 1771	MGD: AGHERNBRIDGE LUCY 1160

DP-IRL

DTRS	HERDS
2117	619

FR7257 (IG)KILDRINAGH IVANT

PED

Herd Book Number: **HOLIRLM215333681671**

Date of Birth:	Beta Casein:		GENETIC DEFECTS	
31/01/2020	**A1/A2**	aAa		HO 81%, FR 19%

FERTILITY IMPROVER · EASY CALVING · DAUGHTER PROVEN

SCAN QR CODE FOR MOST RECENT PROOF

LWR Daughter

Bred by: Edward Phelan, Woodsgift, Co Kilkenny

- **No 1 Daughter Proven sire in Ireland**
- **Plus 118 Kgs Milk & easy calving**
- **In the Top 5 on the ICBF Active Bull list for EBI**

EBI NOV. 25 SOURCE ICBF		REL
EBI	274	91%
Prod. SI	71	99%
Fert. SI	126	79%
Carbon SI	11	92%
Calv. SI	50	98%
Beef. SI	-13	96%
Maint. SI	19	91%
Mgmt. SI	-4	69%
Health SI	13	84%

PRODUCTION

Milk Kg	118
Fat Kg	11
Protein Kg	9
Solids Kg	20
Fat %	0.11
Protein %	0.08

FERTILITY

Calving Int. (Days)	-7.56
Survival (%)	1.9

HEALTH

Lameness	0.02	Below Average
SCC	-0.12	Average
Mastitis	0.01	Average
TB	7.68	Good

MANAGEMENT

Temperament	-0.01	Average
Milking Speed	9.26	Below Average
BCS	-0.49	Below Average

CALVING

		Rel%
Heifer Calv. Diff	4.97	98
Heifer Calv. Risk	Low	
Gest. (Days)	-5.6	99
Calv. Records	3152	

DAUGHTER PROVEN

EASY CALVING

IRISH DAUGHTER PRODUCTION

Highest Lactation 2 (Based on Milk Solids)	Milk Kg	Fat Kg	Protein Kg	Solids Kg	Fat %	Prot %
	5976	260	222	482	4.35	3.71

SIRE: JEANJO ABSOLUTE

DAM: KILDRINAGH IVY HMY 14 LWR 127 VG 87

DAM YIELDS	MILK KGS	FAT KGS	PTN KGS	SOLIDS KGS	FAT%	PTN%
HIGHEST LACT: 2	8343	360	334	694	4.32	4
AVERAGE	7916	324	303	627	4.1	3.83
LIFE 6	47495	1943	1820	3763	4.09	3.83

SIRE: JEANJO ABSOLUTE	MS: (IG) LONGVIEW RELIABLE	MGS: HIGHMOUNT KENNY
DAM: KILDRINAGH IVY HMY 14 LWR 127 VG 87	MD: KILDRINAGH IVY WDS HMY 14	MGD: KILDRINAGH IVY AAP WDS 12 VG 87

DP-IRL

DTRS	HERDS
98	61

FR8388 (IG)KNOCKSOUNA SWOOP

PED

Herd Book Number: **HOLIRLM223340863009**

Date of Birth:	Beta Casein:		GENETIC DEFECTS	
09/02/2021	**A2/A2**	aAa	**345216**	HO 84%, FR 16%

HIGH SOLIDS · FERTILITY IMPROVER · DAUGHTER PROVEN · SEXED SEMEN · A2 A2

SCAN QR CODE FOR MOST RECENT PROOF

Dam - KNOCKSOUNA KAY 77 GP 82

Bred by: Declan Flynn, Kilmallock, Co Limerick

- **No 2 Daughter Proven Sire with 23 Kgs of Solids**
- **No.1 Sexed Daughter Proven Sire available**
- **Breeding Power & Strength**

EBI NOV. 25 SOURCE ICBF		REL
EBI	271	82%
Prod. SI	90	96%
Fert. SI	120	64%
Carbon SI	7	83%
Calv. SI	24	98%
Beef. SI	14	87%
Maint. SI	14	66%
Mgmt. SI	1	50%
Health SI	2	77%

PRODUCTION

Milk Kg	51
Fat Kg	14
Protein Kg	9
Solids Kg	23
Fat %	0.21
Protein %	0.13

FERTILITY

Calving Int. (Days)	-6.83
Survival (%)	2.29

HEALTH

Lameness	-0.01	Good
SCC	0.06	Below Average
Mastitis	0.03	Below Average
TB	8.81	Average

MANAGEMENT

Temperament	0	Average
Milking Speed	-2.81	Good
BCS	-0.94	Below Average

CALVING

		Rel%
Heifer Calv. Diff	7.33	98
Heifer Calv. Risk	Low	
Gest. (Days)	-3.95	99
Calv. Records	4656	

DAUGHTER PROVEN

IRISH DAUGHTER PRODUCTION

Highest Lactation 1 (Based on Milk Solids)	Milk Kg	Fat Kg	Protein Kg	Solids Kg	Fat %	Prot %
	5450	234	197	431	4.29	3.61

SIRE: (IG) TAMARIU HAROLD

DAM: KNOCKSOUNA KAY 77 GP 82

DAM YIELDS	MILK KGS	FAT KGS	PTN KGS	SOLIDS KGS	FAT%	PTN%
HIGHEST LACT: 4	7586	331	279	610	4.37	3.67
AVERAGE	5991	260	218	478	4.36	3.66
LIFE 4	23964	1039	874	1913	4.34	3.65

SIRE: (IG) TAMARIU HAROLD	MS: (IG) LONGVIEW RELIABLE	MGS: (IG) CARRIGAUN GLEN
DAM: KNOCKSOUNA KAY 77 GP 82	MD: KNOCKSOUNA KAY 61	MGD: KNOCKSOUNA KAY 56

NCBC Dairy Breeding Programme

Focused on delivering bulls that will allow farmers breed the sustainable dairy cow of the future which is: **Profitable, Carbon Efficient, Healthy, Labour Efficient** & **Long lasting.**

MUNSTER BOVINE'S SPRING DAIRY PANELS FEATURE

5 OF TOP 10 BULLS

ON ICBF DAIRY ACTIVE LIST [NOV '25]

RANK	CODE	BULL NAME
1	FR8709	(IG)OLCASTLETOWN MOJO
3	FR9010	(IG)NEXTGEN GIRVIN SRM
4	FR7257	(IG)KILDRINAGH IVANT
6	FR8388	(IG)KNOCKSOUNA SWOOP
8	FR8637	(IG)SHANTULLIG REUBEN SRM

FR2537 (IG)CREFOGUE TOPBIKE SRM



FR8709 (IG)OLCASTLETOWN MOJO

FR8658 (IG)TUOHY HISTORIC

FR7257 (IG)KILDRINAGH IVANT

FR8388 (IG)KNOCKSOUNA SWOOP

FR9940 (IG)BARROWVALE EXCALIBUR

FR7158 (IG)DOONMANAGH CHOPPER

FR8016 (IG)LACCACROSS ORNATE SRM

NCBC Dairy Beef Programme

Focused on delivering beef bulls that will deliver **calving ease, short gestation,** & **polledness** combined with carcass weight & conformation at an early age at slaughter.

7 OF TOP 10 — **ANGUS** ON ICBF ACTIVE BULL LIST (ALL)

6 OF TOP 10 — **HEREFORD** ON ICBF ACTIVE BULL LIST (ALL)

7 OF TOP 10 — **BELGIAN BLUE** ON ICBF ACTIVE BULL LIST (PROVEN)

7 OF TOP 10 — **CHAROLAIS** ON ICBF ACTIVE BULL LIST (ALL)

5 OF TOP 10 — **LIMOUSIN** ON ICBF ACTIVE BULL LIST (ALL)

AA2548 PROHURST EAGLE A020 ET

AA9607 SHANAWAY VENGABUS

AA1912 WESTELLEN BUNDI Z949 ET

HE2545 MIPOLL 1 BORU 1 PP

BB7221 QUARRY BANK MONEYMAN

AU2635 DEERPARK ULTRA

CH8580 ROMARIN

LM9869 SHANNON SAMURAI

DP-IRL

DTRS	HERDS
62	35

FR7995 (IG)KNOCKSOUNA BOUM

PED

Herd Book Number: **HOLIRLM223340852975**

Date of Birth:	Beta Casein:	aAa	GENETIC DEFECTS	HO 84%, FR 16%
04/02/2021	A2/A2	234165		

FERTILITY IMPROVER · DAUGHTER PROVEN · A2/A2

SCAN QR CODE FOR MOST RECENT PROOF

DAM - KNOCKSOUNA BUNTY 158 G 79

Bred by: Declan Flynn, Kilmallock, Co Limerick

- **Strength Improver, breeds strong, wide, robust cows**
- **Fertility improver with 21 Kgs of Solids**
- **+ 1.1 for Body Condition Score**

EBI NOV. 25 SOURCE ICBF		REL
EBI	233	80%
Prod. SI	83	94%
Fert. SI	112	60%
Carbon SI	5	81%
Calv. SI	34	96%
Beef. SI	15	84%
Maint. SI	-15	73%
Mgmt. SI	-3	46%
Health SI	3	74%

BOTTOM 10% 20% 30% 40% MEAN 40% 30% 20% 10% TOP

PRODUCTION	
Milk Kg	-91
Fat Kg	15
Protein Kg	6
Solids Kg	21
Fat %	0.33
Protein %	0.16

MANAGEMENT		
Temperament	-0.01	Average
Milking Speed	8.25	Below Average
BCS	1.12	Good

CALVING		Rel%
Heifer Calv. Diff	7.61	89
Heifer Calv. Risk	Moderate	
Gest. (Days)	-4.87	99
Calv. Records	1854	

DAUGHTER PROVEN

STRENGTH

FERTILITY	
Calving Int. (Days)	-6.55
Survival (%)	1.94

HEALTH		
Lameness	0	Good
SCC	-0.02	Below Average
Mastitis	0.03	Below Average
TB	9.37	Below Average

IRISH DAUGHTER PRODUCTION

Highest Lactation 1 (Based on Milk Solids)	Milk Kg	Fat Kg	Protein Kg	Solids Kg	Fat %	Prot %
	5282	233	191	424	4.41	3.62

SIRE: (IG) KILFEACLE PIVOTAL

DAM: KNOCKSOUNA BUNTY 158 G 79

DAM YIELDS	MILK KGS	FAT KGS	PTN KGS	SOLIDS KGS	FAT%	PTN%
HIGHEST LACT: 4	6235	304	234	538	4.87	3.75
AVERAGE	5186	245	200	446	4.72	3.88
LIFE 4	20744	981	802	1783	4.73	3.87

SIRE: (IG) KILFEACLE PIVOTAL	MS: (IG) CURRIHEVERN RUDOLPH	MGS: (IG) CARRIGAUN GLEN
DAM: KNOCKSOUNA BUNTY 158 G 79	MD: KNOCKSOUNA BUNTY 136	MGD: KNOCKSOUNA BUNTY 121 G 76

DP-IRL

DTRS	HERDS
97	56

FR8295 (IG)CREFOGUE ZUCKER SRM

SRM

Herd Book Number: **HOLIRLM225220962985**

Date of Birth:	Beta Casein:	aAa	GENETIC DEFECTS	HO 78%, FR 22%
30/01/2021	A2/A2	513642		

FERTILITY IMPROVER · DAUGHTER PROVEN · A2/A2

SCAN QR CODE FOR MOST RECENT PROOF

GDam - CREFOGUE KOZ BARBIE

Bred by: Nigel Rothwell, Crefogue, Enniscorthy Co Wexford

- **Another success story from Crefogue**
- **Breeding strong, wide, robust cows**
- **€83 Milk & €81 Fertility with 21Kgs of Solids**

EBI NOV. 25 SOURCE ICBF		REL
EBI	217	83%
Prod. SI	83	96%
Fert. SI	81	65%
Carbon SI	0	84%
Calv. SI	44	97%
Beef. SI	6	86%
Maint. SI	-2	75%
Mgmt. SI	-1	53%
Health SI	7	76%

BOTTOM 10% 20% 30% 40% MEAN 40% 30% 20% 10% TOP

PRODUCTION	
Milk Kg	-19
Fat Kg	13
Protein Kg	8
Solids Kg	21
Fat %	0.24
Protein %	0.15

MANAGEMENT		
Temperament	0.01	Average
Milking Speed	3.67	Average
BCS	1.22	Good

CALVING		Rel%
Heifer Calv. Diff	6.14	98
Heifer Calv. Risk	Low	
Gest. (Days)	-5.63	99
Calv. Records	2950	

DAUGHTER PROVEN

FERTILITY	
Calving Int. (Days)	-4.47
Survival (%)	1.7

HEALTH		
Lameness	-0.02	Good
SCC	-0.06	Average
Mastitis	-0.01	Good
TB	10.18	Below Average

IRISH DAUGHTER PRODUCTION

Highest Lactation 1 (Based on Milk Solids)	Milk Kg	Fat Kg	Protein Kg	Solids Kg	Fat %	Prot %
	5350	235	196	431	4.39	3.66

SIRE: (IG) FOXVIEW BOND

DAM: CREFOGUE MAESTRO BARBIE

DAM YIELDS	MILK KGS	FAT KGS	PTN KGS	SOLIDS KGS	FAT%	PTN%
HIGHEST LACT: 1	5419	274	219	493	5.07	4.03
AVERAGE	5314	256	209	466	4.84	3.92
LIFE 2	10627	513	418	931	4.83	3.93

SIRE: (IG) FOXVIEW BOND	MS: KILDARRA MAESTRO	MGS: KEVINSFORT OJI HAZE
DAM: CREFOGUE MAESTRO BARBIE	MD: CREFOGUE KOZ BARBIE	MGD: CREFOGUE B 1250

DP-IRL

DTRS	HERDS
860	348

FR7359 (IG)MOORABBY NAVAJO

PED

Herd Book Number: **HOLIRLM213927082593**

Date of Birth:	Beta Casein:	aAa	GENETIC DEFECTS	HO 81%, FR 19%
28/02/2020	A1/A2	324156		

HIGH SOLIDS · HIGH TYPE · DAUGHTER PROVEN

SCAN QR CODE FOR MOST RECENT PROOF

Bred by: Timothy Blackburn, Galbally, Co Tipperary

- **Exceptional Daughter Proven Sire with 30 Kgs of Solids**
- **EX90 Dam produced 710kgs of Milk Solids in her 6th lactation**
- **Huge Production SI of €95, Good Health & Positive Type Scores**

EBI NOV. 25 SOURCE ICBF		REL
EBI	189	90%
Prod. SI	95	99%
Fert. SI	54	77%
Carbon SI	-12	91%
Calv. SI	20	98%
Beef. SI	27	94%
Maint. SI	-9	86%
Mgmt. SI	0	66%
Health SI	14	81%

PRODUCTION	
Milk Kg	189
Fat Kg	19
Protein Kg	11
Solids Kg	30
Fat %	0.19
Protein %	0.08

MANAGEMENT		
Temperament	0.01	Average
Milking Speed	2.29	Average
BCS	0.19	Average

CALVING		Rel%
Heifer Calv. Diff	7.75	95
Heifer Calv. Risk	Moderate	
Gest. (Days)	-3.43	99
Calv. Records	1843	

DAUGHTER PROVEN · HEALTH

FERTILITY	
Calving Int. (Days)	-4.01
Survival (%)	-0.08

HEALTH		
Lameness	0.01	Average
SCC	-0.16	Good
Mastitis	0.01	Average
TB	8.26	Average

IRISH DAUGHTER PRODUCTION

Highest Lactation 2 (Based on Milk Solids)	Milk Kg	Fat Kg	Protein Kg	Solids Kg	Fat %	Prot %
	6131	260	224	484	4.24	3.65

SIRE: (IG) SPRINGHAVEN SUPREME

DAM: MOORABBY KOZ LAURA 1542 EX 90

DAM YIELDS	MILK KGS	FAT KGS	PTN KGS	SOLIDS KGS	FAT%	PTN%
HIGHEST LACT: 6	8599	400	319	719	4.65	3.71
AVERAGE	7459	348	270	617	4.66	3.61
LIFE 10	74592	3475	2698	6173	4.66	3.62

SIRE: (IG) SPRINGHAVEN SUPREME	MS: KEVINSFORT OJI HAZE	MGS: ALTA TUCANO
DAM: MOORABBY KOZ LAURA 1542 EX 90	MD: MOORABBY TCZ LAURA 1246	MGD: MOORABBY AXA LAURA 870

DP-IRL

DTRS	HERDS
151	86

FR7860 (IG)DOONMANAGH REDCLIFF

PED

Herd Book Number: **HOLIRLM214299411513**

Date of Birth:	Beta Casein:	aAa	GENETIC DEFECTS	HO 81%, FR 19%
09/02/2021	A1/A2	423615	HH5C	

FERTILITY IMPROVER · HIGH TYPE · EASY CALVING · UDDERS · DAUGHTER PROVEN · RED SIRE · SEXED SEMEN

SCAN QR CODE FOR MOST RECENT PROOF

Bred by: John M Galvin, Lispole, Co. Kerry

- **Red Sire that is easy calving for Heifers**
- **Very favourable comments on his milking daughters**
- **Dam is classified as EX 90 and MGDam classified as EX 90 4E**

EBI NOV. 25 SOURCE ICBF		REL
EBI	183	84%
Prod. SI	54	97%
Fert. SI	82	67%
Carbon SI	1	85%
Calv. SI	32	97%
Beef. SI	18	87%
Maint. SI	-11	77%
Mgmt. SI	-1	51%
Health SI	7	76%

PRODUCTION	
Milk Kg	-99
Fat Kg	6
Protein Kg	5
Solids Kg	11
Fat %	0.17
Protein %	0.14

MANAGEMENT		
Temperament	-0.02	Below Average
Milking Speed	-1.83	Good
BCS	1.14	Good

CALVING		Rel%
Heifer Calv. Diff	5.13	96
Heifer Calv. Risk	Low	
Gest. (Days)	-3.94	99
Calv. Records	2087	

DAUGHTER PROVEN · EASY CALVING

FERTILITY	
Calving Int. (Days)	-4.18
Survival (%)	2.13

HEALTH		
Lameness	-0.01	Good
SCC	-0.09	Average
Mastitis	0	Average
TB	10.04	Below Average

IRISH DAUGHTER PRODUCTION

Highest Lactation 1 (Based on Milk Solids)	Milk Kg	Fat Kg	Protein Kg	Solids Kg	Fat %	Prot %
	5368	243	196	439	4.53	3.65

SIRE: GLENABOY RONALD

DAM: DOONMANAGH 4187 CHERRY 2 1331 EX 90

DAM YIELDS	MILK KGS	FAT KGS	PTN KGS	SOLIDS KGS	FAT%	PTN%
HIGHEST LACT: 4	7300	363	270	633	4.98	3.69
AVERAGE	6625	318	253	571	4.79	3.82
LIFE 4	26499	1272	1012	2284	4.8	3.82

SIRE: GLENABOY RONALD	MS: WESTCOAST PERSEUS VG 87	MGS: DONEEN MARLEEN HUGO
DAM: DOONMANAGH 4187 CHERRY 2 1331 EX 90	MD: DOONMANAGH DEU CHERRY EX 90 4E	MGD: DOONMANAGH FERRARI CHERRY

DP-IRL

DTRS	HERDS
216	132

FR7851 (IG)GREENFORT ZAKI

PED

Herd Book Number: **HOLIRLM214573681979**

Date of Birth:	Beta Casein:	aAa	GENETIC DEFECTS	HO 84%,
29/01/2021	**A1/A2**	**234165**	HH3C,HH5C	FR 12%

EASY CALVING · DAUGHTER PROVEN · OUTCROSS SIRE · SEXED SEMEN

SCAN QR CODE FOR MOST RECENT PROOF

HAROLD Daughter

Bred by: Declan Walsh, Mourneabbey, Mallow Co Cork

- **Proven ease of calving for Heifers**
- **Strength Improver, good chest wide, high BCS.**
- **21 Kgs Solids with plus Milk & good TB Resistance**

EBI NOV. 25 SOURCE ICBF		REL
EBI	215	85%
Prod. SI	83	97%
Fert. SI	69	70%
Carbon SI	-1	86%
Calv. SI	42	97%
Beef. SI	14	89%
Maint. SI	4	75%
Mgmt. SI	-3	57%
Health SI	7	77%

BOTTOM 10% 20% 30% 40% · MEAN · TOP 40% 30% 20% 10%

PRODUCTION	
Milk Kg	22
Fat Kg	13
Protein Kg	8
Solids Kg	21
Fat %	0.21
Protein %	0.13

MANAGEMENT		
Temperament	-0.04	Below Average
Milking Speed	0.69	Average
BCS	0.1	Average

CALVING		Rel%
Heifer Calv. Diff	5.65	96
Heifer Calv. Risk	Low	
Gest. (Days)	-5.03	99
Calv. Records	2420	

FERTILITY	
Calving Int. (Days)	-4.08
Survival (%)	1.14

HEALTH		
Lameness	0.01	Average
SCC	-0.01	Below Average
Mastitis	0.04	Below Average
TB	7.58	Good

DAUGHTER PROVEN · STRENGTH · OUTCROSS · EASY CALVING

IRISH DAUGHTER PRODUCTION

Highest Lactation 1 (Based on Milk Solids)	Milk Kg	Fat Kg	Protein Kg	Solids Kg	Fat %	Prot %
	5530	243	202	445	4.39	3.65

SIRE: (IG) TAMARIU HAROLD

DAM: GREENFORT HARRY CAROL G 79

DAM YIELDS	MILK KGS	FAT KGS	PTN KGS	SOLIDS KGS	FAT%	PTN%
HIGHEST LACT: 4	6395	310	253	563	4.84	3.95
AVERAGE	5622	271	218	489	4.81	3.88
LIFE 7	39357	1894	1526	3420	4.81	3.88

SIRE: (IG) TAMARIU HAROLD	MS: (IG) OAKGLEN HARRY	MGS: BALLYBRIDE DANGLE PIPER
DAM: GREENFORT HARRY CAROL G 79	MD: GREENFORT PIPER CAROL	MGD: GREENFORT LAUREL CAROL

DP-IRL

DTRS	HERDS
12	5

FR8394 (IG)DERRYMELEEN JERICO SRM

SRM

Herd Book Number: **HOLIRLM216751554617**

Date of Birth:	Beta Casein:	aAa	GENETIC DEFECTS	HO 84%, FR
07/02/2021	**A2/A2**		HH3C	16%

HIGH SOLIDS · DAUGHTER PROVEN · A2 A2

SCAN QR CODE FOR MOST RECENT PROOF

FR8394 Jerico dam Harold daughter

Bred by: Thomas Garrett O'Neill, Ballineen, Co Cork

- **Huge Production Sub-Index of €101**
- **Massive 27Kgs of Solids with Great Components**
- **Big Strong Robust Cows with Good Udders**

EBI NOV. 25 SOURCE ICBF		REL
EBI	224	70%
Prod. SI	101	83%
Fert. SI	74	52%
Carbon SI	-6	71%
Calv. SI	35	92%
Beef. SI	11	76%
Maint. SI	-4	54%
Mgmt. SI	-1	29%
Health SI	13	70%

BOTTOM 10% 20% 30% 40% · MEAN · TOP 40% 30% 20% 10%

PRODUCTION	
Milk Kg	109
Fat Kg	15
Protein Kg	12
Solids Kg	27
Fat %	0.19
Protein %	0.14

MANAGEMENT		
Temperament	-0.01	Average
Milking Speed	2.27	Average
BCS	1.15	Good

CALVING		Rel%
Heifer Calv. Diff	6.42	83
Heifer Calv. Risk	Low	
Gest. (Days)	-4.17	98
Calv. Records	306	

FERTILITY	
Calving Int. (Days)	-3.88
Survival (%)	1.84

HEALTH		
Lameness	0	Good
SCC	-0.05	Average
Mastitis	-0.02	Good
TB	8.09	Average

DAUGHTER PROVEN

IRISH DAUGHTER PRODUCTION

Highest Lactation 1 (Based on Milk Solids)	Milk Kg	Fat Kg	Protein Kg	Solids Kg	Fat %	Prot %
	6175	270	231	501	4.37	3.74

SIRE: (IG) FOXVIEW BOND

DAM: DERRYMELEEN JOSIE 1503 VG 85

DAM YIELDS	MILK KGS	FAT KGS	PTN KGS	SOLIDS KGS	FAT%	PTN%
HIGHEST LACT: 5	6889	330	272	602	4.79	3.94
AVERAGE	6001	270	237	508	4.5	3.95
LIFE 5	30005	1352	1186	2538	4.51	3.95

SIRE: (IG) FOXVIEW BOND	MS: (IG) TAMARIU HAROLD	MGS: DELTA GRAVITY
DAM: DERRYMELEEN JOSIE 1503 VG 85	MD: DERRYMELEEN DGY JOSIE	MGD: DERRYMELEEN JOSIE 1854

DP-IRL

DTRS	HERDS
248	121

FR7926 (IG)STAMULLEN ZAKERY SRM

SRM

Herd Book Number: **HOLIRLM224757423457**

Date of Birth:	Beta Casein:	aAa	GENETIC DEFECTS	HO 75%, FR 25%
13/02/2021	A2/A2			

FERTILITY IMPROVER · DAUGHTER PROVEN · A2 A2

SCAN QR CODE FOR MOST RECENT PROOF

DAM - STAMULLEN REBECCA B 1942

Bred by: Brendan Meade, Stamullen, Co Meath

- **Strength Improver, breeds strong, wide, robust cows**
- **Exceptional dam, averaging over 9.3% Fat and Protein across 9 lactations**
- **Fertility improver**

EBI NOV. 25 SOURCE ICBF		REL
EBI	205	85%
Prod. SI	67	97%
Fert. SI	80	69%
Carbon SI	10	87%
Calv. SI	38	98%
Beef. SI	-6	88%
Maint. SI	20	81%
Mgmt. SI	-9	56%
Health SI	5	78%

PRODUCTION

Milk Kg	-43
Fat Kg	11
Protein Kg	6
Solids Kg	17
Fat %	0.22
Protein %	0.13

MANAGEMENT

Temperament	-0.06	Below Average
Milking Speed	13.83	Below Average
BCS	0.34	Average

CALVING

		Rel%
Heifer Calv. Diff	6.15	99
Heifer Calv. Risk	Low	
Gest. (Days)	-4.29	99
Calv. Records	6202	

DAUGHTER PROVEN

STRENGTH

FERTILITY

Calving Int. (Days)	-4.61
Survival (%)	1.45

HEALTH

Lameness	0	Good
SCC	-0.02	Below Average
Mastitis	0.02	Below Average
TB	8.89	Average

IRISH DAUGHTER PRODUCTION

Highest Lactation 1 (Based on Milk Solids)	Milk Kg	Fat Kg	Protein Kg	Solids Kg	Fat %	Prot %
	5441	240	198	438	4.41	3.64

SIRE: (IG) HIGHMOUNT STARK

DAM: STAMULLEN REBECCA B 1942

DAM YIELDS	MILK KGS	FAT KGS	PTN KGS	SOLIDS KGS	FAT%	PTN%
HIGHEST LACT: 6	7370	379	320	699	5.14	4.35
AVERAGE	6166	322	256	578	5.22	4.14
LIFE 9	55497	2894	2307	5201	5.21	4.16

SIRE: (IG) HIGHMOUNT STARK	MS: HSS VHA LOCHINVAR-ET S3F	MGS: STAMULLEN G HUGO
DAM: STAMULLEN REBECCA B 1942	MD: STAMULLEN REBECCA B1168	MGD: STAMULLEN REBECCA 890

DP-IRL

DTRS	HERDS
390	176

FR7929 (IG)TANKARDSROCK TEAK

PED

Herd Book Number: **HOLIRLM218058631394**

Date of Birth:	Beta Casein:	aAa	GENETIC DEFECTS	HO 94%, FR 6%
04/10/2020	A1/A2	432516		

HEALTH · HIGH TYPE · DAUGHTER PROVEN · SEXED SEMEN

SCAN QR CODE FOR MOST RECENT PROOF

DAM - TANKARDSROCK LHZ TWINKLE VG 88

Bred by: Stephen Mcshane, Kilkerley, Dundalk Co Louth

- **Proven Milk production with daughters milking in Ireland**
- **VG88 Dam produced over 730kgs of Milk Solids in her eighth lactation**
- **Breeding High Health with Power & Strength**

EBI NOV. 25 SOURCE ICBF		REL
EBI	198	87%
Prod. SI	64	98%
Fert. SI	63	72%
Carbon SI	-2	88%
Calv. SI	33	98%
Beef. SI	-2	91%
Maint. SI	12	79%
Mgmt. SI	1	62%
Health SI	28	81%

PRODUCTION

Milk Kg	168
Fat Kg	12
Protein Kg	8
Solids Kg	20
Fat %	0.10
Protein %	0.04

MANAGEMENT

Temperament	0.03	Good
Milking Speed	2.23	Average
BCS	-0.23	Below Average

CALVING

		Rel%
Heifer Calv. Diff	6.98	99
Heifer Calv. Risk	Low	
Gest. (Days)	-4.13	99
Calv. Records	16384	

DAUGHTER PROVEN

HEALTH

FERTILITY

Calving Int. (Days)	-4.75
Survival (%)	-0.22

HEALTH

Lameness	-0.04	Good
SCC	-0.15	Good
Mastitis	-0.02	Good
TB	6.04	Good

IRISH DAUGHTER PRODUCTION

Highest Lactation 1 (Based on Milk Solids)	Milk Kg	Fat Kg	Protein Kg	Solids Kg	Fat %	Prot %
	5892	252	210	462	4.28	3.56

SIRE: (IG) BALLINTOSIG RING O

DAM: TANKARDSROCK LHZ TWINKLE VG 88

DAM YIELDS	MILK KGS	FAT KGS	PTN KGS	SOLIDS KGS	FAT%	PTN%
HIGHEST LACT: 8	8407	409	322	731	4.86	3.83
AVERAGE	7256	350	285	635	4.84	3.94
LIFE 8	58045	2799	2279	5078	4.82	3.93

SIRE: (IG) BALLINTOSIG RING O	MS: (IG) LAURAGH EVERT	MGS: MORNINGVIEW LEGEND-ET VG 88
DAM: TANKARDSROCK LHZ TWINKLE VG 88	MD: TANKARDSROCK VGE TWINKLE	MGD: TANKARDSROCK RUU TWINKLE

DP-IRL

DTRS	HERDS
4416	1506

FR7047 (IG)BAURAVILLA PISTOL SRM

SRM

Herd Book Number: **HOLIRLM225064061682**

Date of Birth:	Beta Casein:		GENETIC DEFECTS
25/02/2020	A1/A2	aAa	HO 75%, FR 16%, JE 6%

FERTILITY IMPROVER · DAUGHTER PROVEN

SCAN QR CODE FOR MOST RECENT PROOF

Dam BAURAVILLA BETTY 1108

Bred by: Mark Kingston, Skibbereen, Co Cork

- **High Fertility with over 4,400 Irish daughters in milk**
- **Strength Improver, breeds strong, wide, robust cows**
- **+ 2.1 for Body Condition Score**

EBI NOV. 25 SOURCE ICBF		REL
EBI	204	93%
Prod. SI	60	99%
Fert. SI	103	84%
Carbon SI	10	95%
Calv. SI	23	99%
Beef. SI	10	97%
Maint. SI	3	97%
Mgmt. SI	-5	69%
Health SI	0	87%

PRODUCTION	
Milk Kg	-147
Fat Kg	10
Protein Kg	3
Solids Kg	13
Fat %	0.29
Protein %	0.15

MANAGEMENT		
Temperament	-0.02	Below Average
Milking Speed	11.98	Below Average
BCS	2.12	Good

CALVING		Rel%
Heifer Calv. Diff	6.93	99
Heifer Calv. Risk	Low	
Gest. (Days)	-3.41	99
Calv. Records	15327	

DAUGHTER PROVEN

FERTILITY	
Calving Int. (Days)	-6.21
Survival (%)	1.57

HEALTH		
Lameness	0.01	Average
SCC	0.03	Below Average
Mastitis	0.04	Below Average
TB	8.88	Average

IRISH DAUGHTER PRODUCTION

Highest Lactation 2 (Based on Milk Solids)	Milk Kg	Fat Kg	Protein Kg	Solids Kg	Fat %	Prot %
	5822	265	220	485	4.55	3.78

SIRE: (IG) KILFEACLE PIVOTAL

DAM: BAURAVILLA BETTY 1108

DAM YIELDS	MILK KGS	FAT KGS	PTN KGS	SOLIDS KGS	FAT%	PTN%
HIGHEST LACT: 5	6263	294	266	560	4.69	4.25
AVERAGE	5541	254	227	480	4.6	4.09
LIFE 6	33247	1523	1360	2883	4.58	4.09

SIRE: (IG) KILFEACLE PIVOTAL	MS: DOONMANAGH DSU BOWSER	MGS: MORRISHEEN OJI FRANK
DAM: BAURAVILLA BETTY 1108	MD: IE141295380692	MGD: IE141410211384

DP-IRL

DTRS	HERDS
4284	1468

FR6772 (IG)BALLYCARNEY DENMAN

PED

Herd Book Number: **HOLIRLM216930674460**

Date of Birth:	Beta Casein:		GENETIC DEFECTS
13/02/2020	A1/A2	aAa	HO 88%, FR 12%

EASY CALVING · DAUGHTER PROVEN

SCAN QR CODE FOR MOST RECENT PROOF

DAM - BALLYCARNEY FR2314 DIANE 3975 GP 82

Bred by: Donal Martin Murphy, Ballycarney, Enniscorthy Co Wexford

- **Proven performance with over 4,200 daughters milking in Ireland**
- **Easy Calving & +18 Kgs of Milk Solids**
- **Exceptional dam produced over 750kgs of Milk Solids in her 4th lactation**

EBI NOV. 25 SOURCE ICBF		REL
EBI	175	94%
Prod. SI	59	99%
Fert. SI	68	85%
Carbon SI	6	95%
Calv. SI	42	99%
Beef. SI	-7	97%
Maint. SI	4	97%
Mgmt. SI	-4	72%
Health SI	7	87%

PRODUCTION	
Milk Kg	-67
Fat Kg	16
Protein Kg	2
Solids Kg	18
Fat %	0.33
Protein %	0.08

MANAGEMENT		
Temperament	-0.02	Below Average
Milking Speed	6.91	Below Average
BCS	0.05	Average

CALVING		Rel%
Heifer Calv. Diff	5.36	99
Heifer Calv. Risk	Low	
Gest. (Days)	-4.97	99
Calv. Records	10485	

DAUGHTER PROVEN

EASY CALVING

FERTILITY	
Calving Int. (Days)	-3.52
Survival (%)	1.73

HEALTH		
Lameness	-0.02	Good
SCC	-0.08	Average
Mastitis	0.02	Below Average
TB	9.52	Below Average

IRISH DAUGHTER PRODUCTION

Highest Lactation 2 (Based on Milk Solids)	Milk Kg	Fat Kg	Protein Kg	Solids Kg	Fat %	Prot %
	6442	287	232	519	4.46	3.6

SIRE: (IG) KILFEACLE PIVOTAL

DAM: BALLYCARNEY FR2314 DIANE 3975 GP 82

DAM YIELDS	MILK KGS	FAT KGS	PTN KGS	SOLIDS KGS	FAT%	PTN%
HIGHEST LACT: 4	8227	450	301	751	5.46	3.66
AVERAGE	7505	389	283	672	5.15	3.77
LIFE 5	37523	1943	1415	3358	5.18	3.77

SIRE: (IG) KILFEACLE PIVOTAL	MS: GORTCREEN SEBASTAIN	MGS: (IG) BALLINTOSIG RING O
DAM: BALLYCARNEY FR2314 DIANE 3975 GP 82	MD: BALLYCARNEY OTS DIANE 3130 VG 87	MGD: BALLYCARNEY CGH DIANE

DP-IRL

DTRS	HERDS
85	57

FR7944 (IG)VICISLAND NIFTY

PED

Herd Book Number: **HOLIRLM218276721894**

Date of Birth:	Beta Casein:	aAa	GENETIC DEFECTS	HO 78%, FR 22%
18/02/2021	A1/A2	516342		

COMPONENT SPECIALIST · DAUGHTER PROVEN · SEXED SEMEN

SCAN QR CODE FOR MOST RECENT PROOF

Dam - VICISLAND FR4513 STELLA 1570 GP 83

Bred by: Alan O Sullivan, Vicarstown, Co Cork

- **aAa score of 516**
- **Dam produced over 620 Kgs of Milk Solids in her 4th lactation**
- **Improves Body Condition Score**

EBI NOV. 25 SOURCE ICBF		REL
EBI	198	81%
Prod. SI	65	95%
Fert. SI	77	61%
Carbon SI	13	82%
Calv. SI	32	98%
Beef. SI	-23	85%
Maint. SI	35	70%
Mgmt. SI	-4	42%
Health SI	3	73%

PRODUCTION	
Milk Kg	-96
Fat Kg	9
Protein Kg	5
Solids Kg	14
Fat %	0.22
Protein %	0.15

MANAGEMENT		
Temperament	-0.01	Average
Milking Speed	10.16	Below Average
BCS	0.62	Average

CALVING		Rel%
Heifer Calv. Diff	6.56	97
Heifer Calv. Risk	Low	
Gest. (Days)	-4.36	99
Calv. Records	4283	

DAUGHTER PROVEN

FERTILITY	
Calving Int. (Days)	-3.84
Survival (%)	2.11

HEALTH		
Lameness	0.02	Below Average
SCC	0.01	Below Average
Mastitis	0.02	Below Average
TB	8.72	Average

IRISH DAUGHTER PRODUCTION

Highest Lactation 1 (Based on Milk Solids)	Milk Kg	Fat Kg	Protein Kg	Solids Kg	Fat %	Prot %
	5450	234	198	432	4.29	3.63

SIRE: (IG) HIGHMOUNT STARK

DAM: VICISLAND FR4513 STELLA 1570 GP 83

DAM YIELDS	MILK KGS	FAT KGS	PTN KGS	SOLIDS KGS	FAT%	PTN%
HIGHEST LACT: 4	7170	350	278	628	4.88	3.88
AVERAGE	6392	319	242	562	5	3.78
LIFE 4	25566	1277	969	2246	4.99	3.79

SIRE: (IG) HIGHMOUNT STARK	MS: (IG) BALLYGOWN ALBERT	MGS: (IG) TAMARIU HAROLD
DAM: VICISLAND FR4513 STELLA 1570 GP 83	MD: VICISLAND FR2233 STELLA 1337 VG 86	MGD: VICISLAND MO STELLA 752

DP-IRL

DTRS	HERDS
5137	1633

FR6853 (IG)KNOCKENRIGHT CHESSMAN

PED

Herd Book Number: **HOLIRLM212223131314**

Date of Birth:	Beta Casein:	aAa	GENETIC DEFECTS	HO 81%, FR 19%
31/01/2020	A2/A2			

COMPONENT SPECIALIST · DAUGHTER PROVEN · A2 A2

SCAN QR CODE FOR MOST RECENT PROOF

Chessman Daughter

Bred by: Denis Enright, Castleisland, Co Kerry

- **Superb Milk Solids production with over 5100 daughters milking in Ireland**
- **Proven Cow Family with dam producing over 640kgs of Milk Solids in her 4th lactation**
- **Both Dam and G'Dam are classified as VG86 Cows**

EBI NOV. 25 SOURCE ICBF		REL
EBI	192	94%
Prod. SI	80	99%
Fert. SI	38	86%
Carbon SI	8	95%
Calv. SI	40	99%
Beef. SI	-10	97%
Maint. SI	40	97%
Mgmt. SI	-8	69%
Health SI	4	87%

PRODUCTION	
Milk Kg	-24
Fat Kg	10
Protein Kg	8
Solids Kg	18
Fat %	0.19
Protein %	0.16

MANAGEMENT		
Temperament	-0.06	Below Average
Milking Speed	11.73	Below Average
BCS	0.26	Average

CALVING		Rel%
Heifer Calv. Diff	6.41	99
Heifer Calv. Risk	Low	
Gest. (Days)	-4.92	99
Calv. Records	15126	

DAUGHTER PROVEN

FERTILITY	
Calving Int. (Days)	-1.62
Survival (%)	1.39

HEALTH		
Lameness	0	Good
SCC	-0.15	Good
Mastitis	0.02	Below Average
TB	10.89	Below Average

IRISH DAUGHTER PRODUCTION

Highest Lactation 2 (Based on Milk Solids)	Milk Kg	Fat Kg	Protein Kg	Solids Kg	Fat %	Prot %
	5914	269	221	490	4.55	3.74

SIRE: (IG) CLORANE DANDYMAN

DAM: KNOCKENRIGHT AINE 1124 VG 86

DAM YIELDS	MILK KGS	FAT KGS	PTN KGS	SOLIDS KGS	FAT%	PTN%
HIGHEST LACT: 4	7020	370	273	643	5.27	3.89
AVERAGE	6838	342	264	606	5.01	3.87
LIFE 4	27350	1369	1057	2426	5.01	3.86

SIRE: (IG) CLORANE DANDYMAN	MS: (IG) CASTLEBLAGH RONNIE	MGS: (IG) BRIDESTREAM HAROLD
DAM: KNOCKENRIGHT AINE 1124 VG 86	MD: KNOCKENRIGHT HDJ 918 VG 86	MGD: KNOCKENRIGHT TSK 797 VG 89

DP-IRL

DTRS	HERDS
303	139

FR7904 (IG)BRACKILE BLANDFORD

PED

Herd Book Number: **HOLIRLM225322561416**

Date of Birth:	Beta Casein:	aAa	GENETIC DEFECTS	HO 81%, FR 19%
22/02/2021	A2/A2	324165		

FERTILITY IMPROVER · COMPONENT SPECIALIST · DAUGHTER PROVEN · A2/A2

SCAN QR CODE FOR MOST RECENT PROOF

DAM - BRACKILE 4481 BLOSSOM 1138

Bred by: Gerard O'Dwyer, Pallasgreen, Co Limerick

- **Red carrier with Tremendous Components**
- **Over +0.30 Fat% & 0.20 Protein%**
- **Strength Improver, plus Chest Width & adds teat length**

EBI NOV. 25 SOURCE ICBF		REL
EBI	215	86%
Prod. SI	94	98%
Fert. SI	89	71%
Carbon SI	8	87%
Calv. SI	37	98%
Beef. SI	-22	90%
Maint. SI	7	76%
Mgmt. SI	-3	59%
Health SI	6	80%

BOTTOM 10% 20% 30% 40% · MEAN · TOP 40% 30% 20% 10%

PRODUCTION	
Milk Kg	-145
Fat Kg	13
Protein Kg	7
Solids Kg	20
Fat %	0.34
Protein %	0.22

MANAGEMENT		
Temperament	-0.02	Below Average
Milking Speed	6.15	Average
BCS	1.37	Good

CALVING		Rel%
Heifer Calv. Diff	6.29	98
Heifer Calv. Risk	Low	
Gest. (Days)	-4.16	99
Calv. Records	5654	

DAUGHTER PROVEN · STRENGTH

FERTILITY	
Calving Int. (Days)	-5.63
Survival (%)	0.99

HEALTH		
Lameness	-0.01	Good
SCC	-0.04	Average
Mastitis	0	Average
TB	9.86	Below Average

IRISH DAUGHTER PRODUCTION

Highest Lactation 1 (Based on Milk Solids)	Milk Kg	Fat Kg	Protein Kg	Solids Kg	Fat %	Prot %
	5276	239	196	435	4.53	3.71

SIRE: (IG) KILFEACLE PIVOTAL

DAM: BRACKILE 4481 BLOSSOM 1138

DAM YIELDS	MILK KGS	FAT KGS	PTN KGS	SOLIDS KGS	FAT%	PTN%
HIGHEST LACT: 1	4206	203	167	370	4.82	3.98
AVERAGE	4206	203	167	370	4.82	3.98
LIFE 1	4206	203	167	370	4.83	3.97

SIRE: (IG) KILFEACLE PIVOTAL	MS: (IG) MONABROGUE EBONY	MGS: (IG) LISSANE PIRATE
DAM: BRACKILE 4481 BLOSSOM 1138	MD: BRACKILE PSZ BLOSSOM 2	MGD: BRACKILE SOK BLOSSOM

DP-IRL

DTRS	HERDS
165	106

FR6430 (IG)GHARBHCHOILL FISHER SRM

SRM

Herd Book Number: **HOLIRLM224878781565**

Date of Birth:	Beta Casein:	aAa	GENETIC DEFECTS	HO 69%, FR 28%, JE 3%
20/02/2020				

FERTILITY IMPROVER · EASY CALVING · DAUGHTER PROVEN

SCAN QR CODE FOR MOST RECENT PROOF

DAM - GHARBHCHOILL VBT NORA VG 85

Bred by: Niall James Hosey, Garryhill, Bagenalstown Co Carlow

- **Easy calving for Heifers**
- **Daughter Proven in Ireland**
- **VG85 dam produced 600kgs of Milk Solids in her 5th lactation @ 4.03% Protein**

EBI NOV. 25 SOURCE ICBF		REL
EBI	211	86%
Prod. SI	59	98%
Fert. SI	95	72%
Carbon SI	7	88%
Calv. SI	37	94%
Beef. SI	12	90%
Maint. SI	3	82%
Mgmt. SI	-2	60%
Health SI	0	77%

BOTTOM 10% 20% 30% 40% · MEAN · TOP 40% 30% 20% 10%

PRODUCTION	
Milk Kg	-51
Fat Kg	10
Protein Kg	5
Solids Kg	15
Fat %	0.21
Protein %	0.11

MANAGEMENT		
Temperament	-0.01	Average
Milking Speed	3.29	Average
BCS	0.63	Average

CALVING		Rel%
Heifer Calv. Diff	5.59	84
Heifer Calv. Risk	Low	
Gest. (Days)	-4.65	98
Calv. Records	375	

DAUGHTER PROVEN · EASY CALVING

FERTILITY	
Calving Int. (Days)	-4.89
Survival (%)	2.39

HEALTH		
Lameness	0	Good
SCC	-0.04	Average
Mastitis	-0.01	Good
TB	11.6	Below Average

IRISH DAUGHTER PRODUCTION

Highest Lactation 2 (Based on Milk Solids)	Milk Kg	Fat Kg	Protein Kg	Solids Kg	Fat %	Prot %
	5973	265	220	485	4.44	3.68

SIRE: (IG) KILFEACLE PIVOTAL

DAM: GHARBHCHOILL VBT NORA VG 85

DAM YIELDS	MILK KGS	FAT KGS	PTN KGS	SOLIDS KGS	FAT%	PTN%
HIGHEST LACT: 5	7270	304	293	597	4.18	4.03
AVERAGE	6414	283	244	526	4.45	3.78
LIFE 6	38485	1697	1461	3158	4.41	3.8

SIRE: (IG) KILFEACLE PIVOTAL	MS: VOGELS MS BULLET S1F	MGS: HEDRA FESTIVAL
DAM: GHARBHCHOILL VBT NORA VG 85	MD: GHARBHCHOILL NORA	MGD: GHARBHCHOILL ODR NORA

DP-IRL

FR6139 (IG)LISDUFF PERCEPTION

PED

Herd Book Number: **HOLIRLM224508745649**

Date of Birth:	Beta Casein:	aAa	GENETIC DEFECTS	
19/01/2019	A2/A2	234165		HO 100%

HIGH SOLIDS · HEALTH · HIGH TYPE · FEET & LEGS · UDDERS · DAUGHTER PROVEN · OUTCROSS SIRE · A2 A2 · ROBOT RIGHT

SCAN QR CODE FOR MOST RECENT PROOF

GDam - LISDUFF LESLIE 115 ET EX 90

Bred by: John J O'Sullivan, Whitechurch, Cork Co Cork

- **Farmers very satisfied with over 2000 Irish daughters milking**
- **Very balanced proven bull with production/fertility and health**
- **Adds teat length**

EBI NOV. 25 SOURCE ICBF		REL
EBI	156	94%
Prod. SI	74	99%
Fert. SI	45	88%
Carbon SI	-15	95%
Calv. SI	31	99%
Beef. SI	12	97%
Maint. SI	-13	95%
Mgmt. SI	1	69%
Health SI	20	86%

BOTTOM 10% 20% 30% 40% — MEAN — 40% 30% 20% 10% TOP

PRODUCTION	
Milk Kg	383
Fat Kg	14
Protein Kg	13
Solids Kg	27
Fat %	-0.02
Protein %	-0.01

FERTILITY	
Calving Int. (Days)	-2.35
Survival (%)	1.15

HEALTH		
Lameness	0	Good
SCC	-0.14	Good
Mastitis	0.01	Average
TB	6.35	Good

MANAGEMENT		
Temperament	0.06	Good
Milking Speed	7.8	Below Average
BCS	0	Average

CALVING		Rel%
Heifer Calv. Diff	6.18	98
Heifer Calv. Risk	Low	
Gest. (Days)	-3.57	99
Calv. Records	4278	

IRISH DAUGHTER PRODUCTION

Highest Lactation 3 (Based on Milk Solids)	Milk Kg		
	7100		
Fat Kg	Protein Kg	Solids Kg	
298	252	550	
Fat %	Prot %	DTRS	HERDS
4.2	3.55	2014	694

LINEAR EVALUATION - INTERBULL 2025

		-3 … +3
STATURE	1.36	
CHEST WIDTH	-1.32	
BODY DEPTH	-1.04	
ANGULARITY	0.25	
RUMP ANGLE	1.19	
RUMP WIDTH	0.26	
REAR LEG SET	-3	
LOCOMOTION	1.5	
FOOT ANGLE	2.58	
FORE UDDER	1.12	
REAR UDDER	0.95	
UDDER SUPPORT	1.06	
UDDER DEPTH	1.69	
TEAT PLACEMENT	0.65	
TEAT LENGTH	0.33	
OVERALL TYPE	1.71	
OVERALL UDDER	1.13	
OVERALL F&L	1.47	

PEDIGREE PRODUCTION
DAUGHTER PROVEN

SIRE: WESTCOAST PERSEUS	MS: COGENT TWIST EX 96	MGS: LONG-LANGS OMAN OMAN TV TL TY VG 85
DAM: LISDUFF LESLIE 153 EX 90 2E	MD: LISDUFF LESLIE 115 ET EX 90	MGD: LISDUFF LESLIE 81 ET EX 90 4E

DP-IRL

FR7910 (IG)BALLYELLY CHILLI

PED

Herd Book Number: **HOLIRLM219965852644**

Date of Birth:	Beta Casein:	aAa	GENETIC DEFECTS	
01/03/2021	A2/A2	243561		HO 100%

HIGH SOLIDS · HIGH TYPE · EASY CALVING · UDDERS · DAUGHTER PROVEN · OUTCROSS SIRE · A2 A2

SCAN QR CODE FOR MOST RECENT PROOF

Family Of Chilli: Monamore Durham Raven Ex93

Bred by: Trevor Lockhart, Ramelton, Letterkenny Co Donegal

- **Daughter proven from the Raven Cow Family**
- **Breeds strong black cows with great production**
- **Easy Calving**

EBI NOV. 25 SOURCE ICBF		REL
EBI	153	83%
Prod. SI	83	96%
Fert. SI	56	70%
Carbon SI	-19	85%
Calv. SI	32	97%
Beef. SI	16	82%
Maint. SI	-23	75%
Mgmt. SI	-4	44%
Health SI	12	74%

BOTTOM 10% 20% 30% 40% — MEAN — 40% 30% 20% 10% TOP

PRODUCTION	
Milk Kg	429
Fat Kg	11
Protein Kg	15
Solids Kg	26
Fat %	-0.09
Protein %	0.02

FERTILITY	
Calving Int. (Days)	-2.89
Survival (%)	1.42

HEALTH		
Lameness	0	Good
SCC	-0.15	Good
Mastitis	0.03	Below Average
TB	8.22	Average

MANAGEMENT		
Temperament	-0.01	Average
Milking Speed	10.28	Below Average
BCS	0.53	Average

CALVING		Rel%
Heifer Calv. Diff	5.77	95
Heifer Calv. Risk	Low	
Gest. (Days)	-3.77	99
Calv. Records	1295	

IRISH DAUGHTER PRODUCTION

Highest Lactation 1 (Based on Milk Solids)	Milk Kg		
	5273		
Fat Kg	Protein Kg	Solids Kg	
227	193	420	
Fat %	Prot %	DTRS	HERDS
4.3	3.66	110	58

LINEAR EVALUATION - INTERBULL 2025

		-3 … +3
STATURE	0.09	
CHEST WIDTH	0.21	
BODY DEPTH	-0.34	
ANGULARITY	-0.42	
RUMP ANGLE	-0.04	
RUMP WIDTH	0.42	
REAR LEG SET	0.77	
LOCOMOTION	0.15	
FOOT ANGLE	-0.38	
FORE UDDER	1.82	
REAR UDDER	1.01	
UDDER SUPPORT	1.87	
UDDER DEPTH	2.3	
TEAT PLACEMENT	-0.14	
TEAT LENGTH	-0.69	
OVERALL TYPE	1.51	
OVERALL UDDER	1.53	
OVERALL F&L	0.4	

PEDIGREE PRODUCTION
DAUGHTER PROVEN
STRENGTH

SIRE: PEAK CHILTON-ET	MS: BALLYCAIRN CORINTHIAN	MGS: MOUNTFIELD SSI DCY MOGUL-ET EX 93
DAM: ARDNASALEM CORINTHIAN RAVEN ET EX 90	MD: MONAMORE RAVEN 27 ET EX 91 2E	MGD: MONAMORE MCL RAVEN VG 86

DP-IRL

FR7158 (IG)DOONMANAGH CHOPPER

PED

Herd Book Number: **HOLIRLM214299441425**

Date of Birth:	Beta Casein:	aAa	GENETIC DEFECTS	HO 88%, FR 12%
12/02/2020	A1/A1	234165		

HIGH SOLIDS · HIGH TYPE · EASY CALVING · UDDERS · DAUGHTER PROVEN · OUTCROSS SIRE

SCAN QR CODE FOR MOST RECENT PROOF

Bred by: John M Galvin, Lispole, Co. Kerry

- **Farmers extremely happy with his daughters**
- **Daughters have incredible udder quality and will last in the herd**
- **Very easy calving**

EBI NOV. 25 SOURCE ICBF		REL
EBI	213	86%
Prod. SI	97	98%
Fert. SI	55	71%
Carbon SI	-9	88%
Calv. SI	45	96%
Beef. SI	-1	90%
Maint. SI	19	84%
Mgmt. SI	-2	54%
Health SI	10	75%

BOTTOM 10% 20% 30% 40% — MEAN — 40% 30% 20% 10% TOP

PRODUCTION

Milk Kg	415
Fat Kg	11
Protein Kg	17
Solids Kg	28
Fat %	-0.09
Protein %	0.05

FERTILITY

Calving Int. (Days)	-3.4
Survival (%)	0.75

HEALTH

Lameness	0.02	Below Average
SCC	-0.07	Average
Mastitis	0.01	Average
TB	8.08	Average

MANAGEMENT

Temperament	0.04	Good
Milking Speed	13.1	Below Average
BCS	1.1	Good

CALVING

		Rel%
Heifer Calv. Diff	4.84	91
Heifer Calv. Risk	Low	
Gest. (Days)	-4.65	99
Calv. Records	776	

IRISH DAUGHTER PRODUCTION

Highest Lactation 2 (Based on Milk Solids)	Milk Kg		
	6286		
Fat Kg	Protein Kg	Solids Kg	
265	235	500	
Fat %	Prot %	DTRS	HERDS
4.22	3.74	234	129

LINEAR EVALUATION - INTERBULL 2025

STATURE	0.12
CHEST WIDTH	-0.99
BODY DEPTH	-1.71
ANGULARITY	-0.44
RUMP ANGLE	1.13
RUMP WIDTH	-1.48
REAR LEG SET	-3.36
LOCOMOTION	0.67
FOOT ANGLE	2.26
FORE UDDER	2.2
REAR UDDER	1.07
UDDER SUPPORT	1.45
UDDER DEPTH	2.81
TEAT PLACEMENT	-0.82
TEAT LENGTH	-3.29
OVERALL TYPE	0.92
OVERALL UDDER	1.33
OVERALL F&L	-0.19

PEDIGREE PRODUCTION · DAUGHTER PROVEN · EASY CALVING

SIRE: LARS-ACRES SUPER NERD-ET	MS: COOLNASOON ART	MGS: (IG) LAURAGH EVERT
DAM: DOONMANAGH FR2249CHERRY VG 85	MD: DOONMANAGH CHERRY 5 GP 82	MGD: DOONMANAGH RIP CHERRY GP 84

DP-IRL

FR7923 (IG)TOBERMARTIN FRANCIS Pp

PED

Herd Book Number: **HOLIRLM224111351663**

Date of Birth:	Beta Casein:	aAa	GENETIC DEFECTS	HO 97%, FR 3%
18/01/2021	A2/A2	243165		

HIGH SOLIDS · HIGH TYPE · UDDERS · DAUGHTER PROVEN · OUTCROSS SIRE · A2 A2 · Pp Hetropolled

SCAN QR CODE FOR MOST RECENT PROOF

Bred by: James Egan, Tarbert, Co Kerry

- **Huge Satisfaction with 1st crop of daughters milking**
- **Great balance of production, fertility and health**
- **Easy Calving / 50% of calves will be polled**

EBI NOV. 25 SOURCE ICBF		REL
EBI	171	83%
Prod. SI	88	97%
Fert. SI	45	65%
Carbon SI	-14	84%
Calv. SI	37	98%
Beef. SI	15	87%
Maint. SI	-15	69%
Mgmt. SI	1	48%
Health SI	14	75%

BOTTOM 10% 20% 30% 40% — MEAN — 40% 30% 20% 10% TOP

PRODUCTION

Milk Kg	261
Fat Kg	12
Protein Kg	13
Solids Kg	25
Fat %	0.03
Protein %	0.07

FERTILITY

Calving Int. (Days)	-2.16
Survival (%)	1.29

HEALTH

Lameness	0.02	Below Average
SCC	-0.17	Good
Mastitis	0	Average
TB	8.35	Average

MANAGEMENT

Temperament	0.03	Good
Milking Speed	1.31	Average
BCS	-0.45	Below Average

CALVING

		Rel%
Heifer Calv. Diff	6.24	98
Heifer Calv. Risk	Low	
Gest. (Days)	-4.73	99
Calv. Records	5379	

IRISH DAUGHTER PRODUCTION

Highest Lactation 1 (Based on Milk Solids)	Milk Kg		
	5859		
Fat Kg	Protein Kg	Solids Kg	
251	209	460	
Fat %	Prot %	DTRS	HERDS
4.28	3.57	179	101

LINEAR EVALUATION - INTERBULL 2025

STATURE	1.28
CHEST WIDTH	-0.54
BODY DEPTH	0.25
ANGULARITY	0.64
RUMP ANGLE	0.2
RUMP WIDTH	3.12
REAR LEG SET	-0.14
LOCOMOTION	-0.04
FOOT ANGLE	-0.1
FORE UDDER	3.46
REAR UDDER	3.12
UDDER SUPPORT	3.2
UDDER DEPTH	3.09
TEAT PLACEMENT	0.21
TEAT LENGTH	-0.96
OVERALL TYPE	1.54
OVERALL UDDER	2.14
OVERALL F&L	-0.36

PEDIGREE PRODUCTION · DAUGHTER PROVEN

SIRE: ABS JERONIMO-P-ET	MS: WESTCOAST PERSEUS VG 87	MGS: (IG) LISDUFF MASTERPIECE ET 1
DAM: TOBERMARTIN PERSEUS LADY EX 91 2E	MD: TOBERMARTIN LFM LADY 905 VG 88	MGD: TOBERMARTIN HRZ LADY 518 EX 92 4E

Genomic

FR9178 (IG) LISDUFF C BREIZ

PED

Herd Book Number: **HOLIRLM224508737520**

Date of Birth:	Beta Casein:	aAa	GENETIC DEFECTS	HO 100%
16/03/2022	**A2/A2**	**243165**		

HIGH SOLIDS · HIGH TYPE · FEET & LEGS · UDDERS · OUTCROSS SIRE · SEXED SEMEN · A2/A2

SCAN QR CODE FOR MOST RECENT PROOF

Bred by: John J O'Sullivan, Whitechurch, Cork Co Cork

- **From the great Dairybreiz Cow family**
- **Will breed strong stylish cows with great udders**
- **Adds teat length and body condition score**

EBI NOV. 25 SOURCE ICBF		REL
EBI	127	65%
Prod. SI	77	82%
Fert. SI	40	50%
Carbon SI	-9	65%
Calv. SI	22	88%
Beef. SI	-3	51%
Maint. SI	-6	46%
Mgmt. SI	3	19%
Health SI	3	67%

BOTTOM 10% 20% 30% 40% MEAN 40% 30% 20% 10% TOP

PRODUCTION	
Milk Kg	178
Fat Kg	12
Protein Kg	10
Solids Kg	22
Fat %	0.08
Protein %	0.07

MANAGEMENT		
Temperament	0.02	Good
Milking Speed	-4.12	Good
BCS	1.01	Good

CALVING		Rel%
Heifer Calv. Diff	5.54	73
Heifer Calv. Risk	Low	
Gest. (Days)	-2.67	95
Calv. Records	139	

PEDIGREE PRODUCTION

FERTILITY	
Calving Int. (Days)	-2.09
Survival (%)	0.99

HEALTH		
Lameness	0.02	Below Average
SCC	-0.08	Average
Mastitis	0.01	Average
TB	10.1	Below Average

LINEAR EVALUATION - INTERBULL 2025

		-3 … +3
STATURE	1.66	
CHEST WIDTH	1.47	
BODY DEPTH	1.08	
ANGULARITY	0.32	
RUMP ANGLE	2.3	
RUMP WIDTH	2.57	
REAR LEG SET	0.92	
LOCOMOTION	1.67	
FOOT ANGLE	0.65	
FORE UDDER	3.63	
REAR UDDER	2.29	
UDDER SUPPORT	2.75	
UDDER DEPTH	3.42	
TEAT PLACEMENT	-0.38	
TEAT LENGTH	0.24	
OVERALL TYPE	2.15	
OVERALL UDDER	2.17	
OVERALL F&L	1.15	

SIRE: FLY-HIGHER MOD CADE-ET	MS: VH PRASER	MGS: JETSTREAM
DAM: LISDUFF DAIRYBREIZ 188 EX 90	MD: LISDUFF DAIRYBREIZ 147 VG 88	MGD: LISDUFF DAIRYBREIZ 95 EX 91 2E

DP-INT · PRE-ORDER

INT. DTRS	INT. HERDS
4249	517

S3650 DENOVO 3150 GENERATE-ET

PED

Herd Book Number: **HOL840M003201755678**

Date of Birth:	Beta Casein:	aAa	GENETIC DEFECTS	HO 100%
31/03/2019	**A2/A2**			

HIGH SOLIDS · HIGH TYPE · COMPONENT SPECIALIST · FEET & LEGS · UDDERS · DAUGHTER PROVEN · OUTCROSS SIRE · SEXED ONLY · A2/A2 · HEALTH

SCAN QR CODE FOR MOST RECENT PROOF

- **New proven bull with huge components**
- **Daughters will be wide strong cows**
- **Massive Production SI €110**

EBI NOV. 25 SOURCE ICBF		REL
EBI	107	74%
Prod. SI	110	90%
Fert. SI	-21	75%
Carbon SI	-24	75%
Calv. SI	37	75%
Beef. SI	16	58%
Maint. SI	-25	45%
Mgmt. SI	0	10%
Health SI	13	68%

BOTTOM 10% 20% 30% 40% MEAN 40% 30% 20% 10% TOP

PRODUCTION	
Milk Kg	129
Fat Kg	21
Protein Kg	12
Solids Kg	33
Fat %	0.27
Protein %	0.12

MANAGEMENT		
Temperament	0	Average
Milking Speed	0.15	Average
BCS	0.05	Average

CALVING		Rel%
Heifer Calv. Diff	6.85	66
Heifer Calv. Risk	Moderate	
Gest. (Days)	-4.71	81
Calv. Records	13	

PEDIGREE PRODUCTION

FERTILITY	
Calving Int. (Days)	1.52
Survival (%)	0.02

HEALTH		
Lameness	0.02	Below Average
SCC	-0.17	Good
Mastitis	-0.01	Good
TB	8.99	Average

LINEAR EVALUATION - INTERBULL 2025

		-3 … +3
STATURE	1.29	
CHEST WIDTH	0	
BODY DEPTH	0.39	
ANGULARITY	0.43	
RUMP ANGLE	-0.84	
RUMP WIDTH	2.88	
REAR LEG SET	-0.82	
LOCOMOTION	1.25	
FOOT ANGLE	1.14	
FORE UDDER	2.98	
REAR UDDER	2.72	
UDDER SUPPORT	2.84	
UDDER DEPTH	2.53	
TEAT PLACEMENT	2.37	
TEAT LENGTH	-2	
OVERALL TYPE	2.04	
OVERALL UDDER	2.38	
OVERALL F&L	1.02	

SIRE: DENOVO 7947 GLITZ-ET	MS: PINE-TREE VERONA-ET	MGS: UECKER SUPERSIRE JOSUPER-ET
DAM: ABS VERONA 7759-ET	MD: MS CARDIGANS JS CASHMERE-ET VG85	MGD: LARCREST CARDIGAN-ET

DP-INT | **PRE-ORDER**

INT. DTRS	INT. HERDS
2040	99

FR8307 WINSTAR GRAZIANO-ET

PED

Herd Book Number: **HOL840M003212150599**

Date of Birth:	Beta Casein:	aAa	GENETIC DEFECTS	
02/06/2020	A1/A2	432561	HH6C	HO 100%

HIGH SOLIDS | HIGH TYPE | COMPONENT SPECIALIST | EASY CALVING | FEET & LEGS | UDDERS | DAUGHTER PROVEN | OUTCROSS SIRE

SCAN QR CODE FOR MOST RECENT PROOF

Winstar Graziano - ET

- **Proven bull that breeds healthy cows that will last**
- **Huge components and kilos of Milk Solids**
- **Very easy calving**

EBI NOV. 25 SOURCE ICBF		REL
EBI	169	73%
Prod. SI	114	90%
Fert. SI	52	67%
Carbon SI	-19	73%
Calv. SI	33	93%
Beef. SI	-9	60%
Maint. SI	-18	40%
Mgmt. SI	5	4%
Health SI	12	62%

BOTTOM 10% 20% 30% 40% — MEAN — 40% 30% 20% 10% TOP

PRODUCTION	
Milk Kg	338
Fat Kg	26
Protein Kg	14
Solids Kg	40
Fat %	0.21
Protein %	0.04

MANAGEMENT		
Temperament	0.04	Good
Milking Speed	-6.95	Good
BCS	-1.24	Below Average

CALVING		Rel%
Heifer Calv. Diff	5.37	92
Heifer Calv. Risk	Low	
Gest. (Days)	-3.47	98
Calv. Records	426	

PEDIGREE PRODUCTION

EASY CALVING

FERTILITY	
Calving Int. (Days)	-2.19
Survival (%)	1.9

HEALTH		
Lameness	0.02	Below Average
SCC	-0.2	Good
Mastitis	0	Average
TB	9.22	Average

LINEAR EVALUATION - INTERBULL 2025

		-3 … +3
STATURE	0.82	
CHEST WIDTH	-2.41	
BODY DEPTH	-0.84	
ANGULARITY	1.02	
RUMP ANGLE	-0.07	
RUMP WIDTH	-0.6	
REAR LEG SET	-0.48	
LOCOMOTION	1.56	
FOOT ANGLE	0.63	
FORE UDDER	3.26	
REAR UDDER	1.95	
UDDER SUPPORT	1.27	
UDDER DEPTH	2.62	
TEAT PLACEMENT	1.63	
TEAT LENGTH	0.32	
OVERALL TYPE	1.57	
OVERALL UDDER	1.85	
OVERALL F&L	0.96	

SIRE: PEAK ALTAZAZZLE-ET	MS: ABS CRIMSON-ET	MGS: S-S-I MONTROSS JEDI-ET
DAM: WINSTAR CRIMSON GEM-ET	MD: SEAGULL-BAY JEDI MIRAGE-ET	MGD: IHG NOMINEE MER 9040-ET

PRE-ORDER | **Genomic**

FR8733 BOGHILL GLAMOUR HAILSTONE ET

PED

Herd Book Number: **HOLGBRM949027115984**

Date of Birth:	Beta Casein:	aAa	GENETIC DEFECTS	
11/02/2021	A2/A2	243		HO 100%

HIGH SOLIDS | HEALTH | HIGH TYPE | COMPONENT SPECIALIST | UDDERS | OUTCROSS SIRE | SEXED ONLY | A2 A2

SCAN QR CODE FOR MOST RECENT PROOF

GLAMOUR BOGHILL VERONA CARLIN VG 85

- **Farmers really happy with daughters due to calve in**
- **Breeds really healthy cows with power and strength**
- **Massive components bull**

EBI NOV. 25 SOURCE ICBF		REL
EBI	119	62%
Prod. SI	103	75%
Fert. SI	-2	48%
Carbon SI	-27	62%
Calv. SI	24	95%
Beef. SI	30	60%
Maint. SI	-28	40%
Mgmt. SI	4	5%
Health SI	15	61%

BOTTOM 10% 20% 30% 40% — MEAN — 40% 30% 20% 10% TOP

PRODUCTION	
Milk Kg	268
Fat Kg	21
Protein Kg	13
Solids Kg	34
Fat %	0.17
Protein %	0.06

MANAGEMENT		
Temperament	0.02	Good
Milking Speed	-7.34	Good
BCS	-1.34	Below Average

CALVING		Rel%
Heifer Calv. Diff	7.13	94
Heifer Calv. Risk	Low	
Gest. (Days)	-3.25	99
Calv. Records	981	

PEDIGREE PRODUCTION

FERTILITY	
Calving Int. (Days)	0.71
Survival (%)	0.69

HEALTH		
Lameness	0.02	Below Average
SCC	-0.21	Good
Mastitis	-0.01	Good
TB	8.79	Average

LINEAR EVALUATION - INTERBULL 2025

		-3 … +3
STATURE	1.79	
CHEST WIDTH	-1.27	
BODY DEPTH	0.32	
ANGULARITY	0.98	
RUMP ANGLE	-0.33	
RUMP WIDTH	1.81	
REAR LEG SET	0.75	
LOCOMOTION	0.7	
FOOT ANGLE	0.72	
FORE UDDER	2.53	
REAR UDDER	2.55	
UDDER SUPPORT	2.65	
UDDER DEPTH	2.93	
TEAT PLACEMENT	0.54	
TEAT LENGTH	-1.82	
OVERALL TYPE	1.8	
OVERALL UDDER	2.32	
OVERALL F&L	0.44	

SIRE: PINE-TREE HEROIC-ET	MS: ABS CRIMSON-ET	MGS: PINE-TREE VERONA-ET
DAM: BOGHILL GLAMOUR CRIMSON V CARL VG 86	MD: GLAMOUR BOGHILL VERONA CARLIN VG 85	MGD: BOGHILL GLAMOUR SUPERSHOT CARL GP 81

DP-INT | **PRE-ORDER**

INT. DTRS	INT. HERDS
500	87

FR2780 SANDY-VALLEY PENCHANT-ET

PED

Herd Book Number: **HOL840M003209481088**

Date of Birth:	Beta Casein:	aAa	GENETIC DEFECTS	HO 100%
11/10/2019	A1/A2	432561	HH5C,HMWC	

HIGH SOLIDS | HIGH TYPE | FEET & LEGS | UDDERS | DAUGHTER PROVEN | OUTCROSS SIRE | ROBOT RIGHT | NEW

SCAN QR CODE FOR MOST RECENT PROOF

SANDY-VALLEY PENCHANT-ET

- **New proven Pursuit son**
- **Daughters will be average size and plenty of strength**
- **Adds teat length / huge improver of SCC**

EBI NOV. 25 SOURCE ICBF		REL
EBI	127	60%
Prod. SI	80	87%
Fert. SI	35	48%
Carbon SI	-14	61%
Calv. SI	29	52%
Beef. SI	12	41%
Maint. SI	-35	36%
Mgmt. SI	6	5%
Health SI	14	62%

BOTTOM 10% 20% 30% 40% MEAN 40% 30% 20% TOP 10%

PRODUCTION	
Milk Kg	236
Fat Kg	14
Protein Kg	11
Solids Kg	25
Fat %	0.09
Protein %	0.05

MANAGEMENT		
Temperament	0.05	Good
Milking Speed	-7.46	Good
BCS	0.86	Good

CALVING		Rel%
Heifer Calv. Diff	7.18	61
Heifer Calv. Risk	Moderate	
Gest. (Days)	-4.17	44
Calv. Records	0	

PEDIGREE PRODUCTION

FERTILITY	
Calving Int. (Days)	-1.21
Survival (%)	1.63

HEALTH		
Lameness	0.05	Below Average
SCC	-0.31	Good
Mastitis	-0.02	Good
TB	9.86	Below Average

LINEAR EVALUATION - INTERBULL 2025

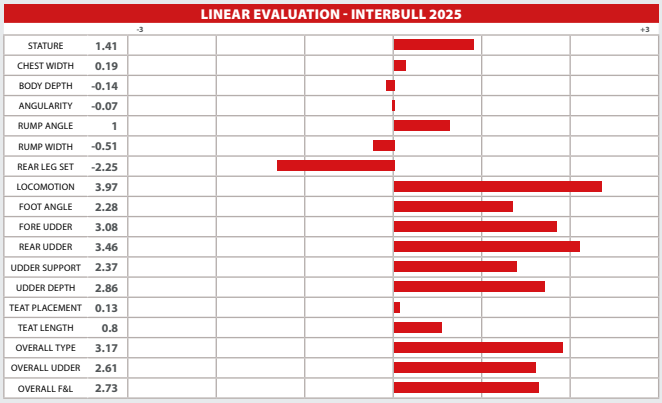

SIRE: PINE-TREE-I PURSUIT	MS: WESTCOAST GUARANTEE	MGS: BACON-HILL PETY MODESTY-ET
DAM: SANDY-VALLEY PLEDGE-ET	MD: SANDY-VALLEY MD PLEASURE-ET	MGD: SANDY-VALLEY NU PERCIOUS-ET VG88

PRE-ORDER | **Genomic**

FR2790 HUL-STEIN NACHO

PED

Herd Book Number: **HOLNLDM000688202330**

Date of Birth:	Beta Casein:	aAa	GENETIC DEFECTS	HO 100%
22/11/2022	A1/A2			

HIGH SOLIDS | HIGH TYPE | COMPONENT SPECIALIST | FEET & LEGS | UDDERS | OUTCROSS SIRE | SEXED SEMEN | NEW

SCAN QR CODE FOR MOST RECENT PROOF

Hul-Stein Nacho

- **New outcross bull with Milk Sub Index of €115**
- **Great balance of production and components**
- **Daughters will have great feet and legs with excellent udder qualities and excellent temperament**

EBI NOV. 25 SOURCE ICBF		REL
EBI	157	54%
Prod. SI	115	76%
Fert. SI	17	46%
Carbon SI	-22	54%
Calv. SI	46	45%
Beef. SI	-3	36%
Maint. SI	-19	32%
Mgmt. SI	10	2%
Health SI	14	58%

BOTTOM 10% 20% 30% 40% MEAN 40% 30% 20% TOP 10%

PRODUCTION	
Milk Kg	277
Fat Kg	25
Protein Kg	13
Solids Kg	38
Fat %	0.23
Protein %	0.07

MANAGEMENT		
Temperament	0.06	Good
Milking Speed	-19.08	Good
BCS	-1.99	Below Average

CALVING		Rel%
Heifer Calv. Diff	5.79	53
Heifer Calv. Risk	Low	
Gest. (Days)	-5.3	33
Calv. Records	0	

PEDIGREE PRODUCTION

HEALTH

FERTILITY	
Calving Int. (Days)	-0.07
Survival (%)	1.36

HEALTH		
Lameness	0.03	Below Average
SCC	-0.15	Good
Mastitis	-0.01	Good
TB	8.26	Average

LINEAR EVALUATION - INTERBULL 2025

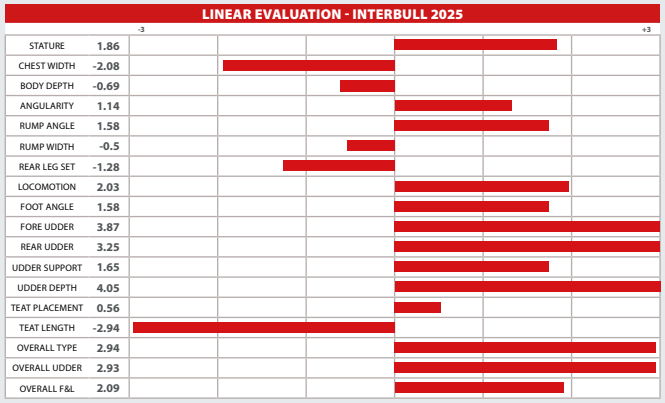

SIRE: PEAK ALTAALANZO-ET	MS: CO-OP DUKE ENDEAVOR-ET	MGS: ABS MEDLEY-ET
DAM: HUL-STEIN NENA	MD: DG HS NATHALY	MGD: NADJA¬†

PRE-PAID | **Genomic**

FR1500 VATLAND GROVES-ET

PED

Herd Book Number: **HOL840M003236022687**

Date of Birth:	Beta Casein:	aAa	GENETIC DEFECTS	HO 100%
09/01/2022	**A2/A2**			

HIGH SOLIDS | HEALTH | HIGH TYPE | FEET & LEGS | UDDERS | OUTCROSS SIRE | SEXED SEMEN | A2 A2

SCAN QR CODE FOR MOST RECENT PROOF



- **High components outcross bull**
- **Real SCC improver bull**
- **Adds teat length and easy calving**

EBI NOV. 25 SOURCE ICBF		REL
EBI	107	56%
Prod. SI	96	76%
Fert. SI	10	43%
Carbon SI	-23	56%
Calv. SI	25	75%
Beef. SI	-3	37%
Maint. SI	-21	33%
Mgmt. SI	4	4%
Health SI	19	59%

BOTTOM 10% 20% 30% 40% MEAN 40% 30% 20% TOP 10%

PRODUCTION	
Milk Kg	424
Fat Kg	18
Protein Kg	15
Solids Kg	33
Fat %	0.02
Protein %	0.01

MANAGEMENT		
Temperament	0.03	Good
Milking Speed	-5.56	Good
BCS	-0.7	Below Average

CALVING		Rel%
Heifer Calv. Diff	6.15	86
Heifer Calv. Risk	Low	
Gest. (Days)	-3.49	87
Calv. Records	49	

PEDIGREE PRODUCTION

HEALTH

FERTILITY	
Calving Int. (Days)	-0.51
Survival (%)	0.27

HEALTH		
Lameness	-0.01	Good
SCC	-0.16	Good
Mastitis	-0.02	Good
TB	8.14	Average

LINEAR EVALUATION - INTERBULL 2025

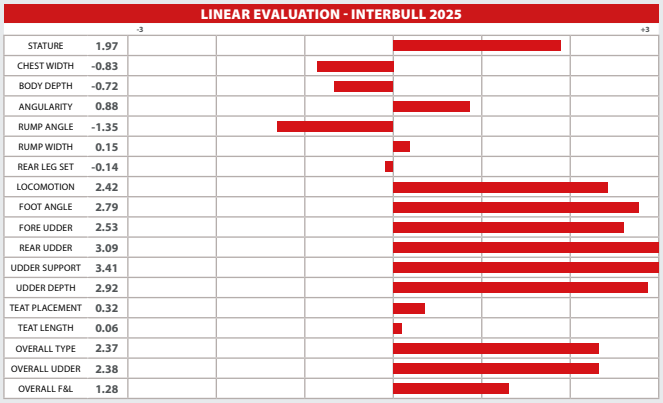

SIRE: PINE-TREE GARDNER-ET	MS: PINE-TREE CW LEGACY-ET	MGS: WELCOME-TEL BRENNAN 3158-ET
DAM: VATLAND LEGACY LYRIC5311-ET	MD: VATLAND BRENNAN LIV 4855	MGD: VATLAND SILVER LILLY 4377

DP-INT | **PRE-ORDER**

INT. DTRS	INT. HERDS
480	110

FR1449 DENOVO 16703 PERCY-ET

PED

Herd Book Number: **HOL840M003210133212**

Date of Birth:	Beta Casein:	aAa	GENETIC DEFECTS	HO 100%
24/01/2020	**A1/A2**			

HIGH SOLIDS | HIGH TYPE | COMPONENT SPECIALIST | FEET & LEGS | UDDERS | DAUGHTER PROVEN | OUTCROSS SIRE | SEXED SEMEN

SCAN QR CODE FOR MOST RECENT PROOF

- **Proven bull that breeds strong deep bodied cows**
- **Daughters will have good components and excellent health**
- **Huge Milk Sub Index of €116**

EBI NOV. 25 SOURCE ICBF		REL
EBI	113	67%
Prod. SI	116	91%
Fert. SI	-13	55%
Carbon SI	-19	68%
Calv. SI	21	82%
Beef. SI	-5	45%
Maint. SI	-7	41%
Mgmt. SI	8	13%
Health SI	12	63%

BOTTOM 10% 20% 30% 40% MEAN 40% 30% 20% TOP 10%

PRODUCTION	
Milk Kg	276
Fat Kg	25
Protein Kg	13
Solids Kg	38
Fat %	0.24
Protein %	0.07

MANAGEMENT		
Temperament	0.03	Good
Milking Speed	-17.61	Good
BCS	-1.06	Below Average

CALVING		Rel%
Heifer Calv. Diff	8.23	68
Heifer Calv. Risk	Moderate	
Gest. (Days)	-4.64	89
Calv. Records	37	

PEDIGREE PRODUCTION

FERTILITY	
Calving Int. (Days)	1.89
Survival (%)	1.14

HEALTH		
Lameness	0.01	Average
SCC	-0.18	Good
Mastitis	-0.04	Good
TB	10.35	Below Average

LINEAR EVALUATION - INTERBULL 2025

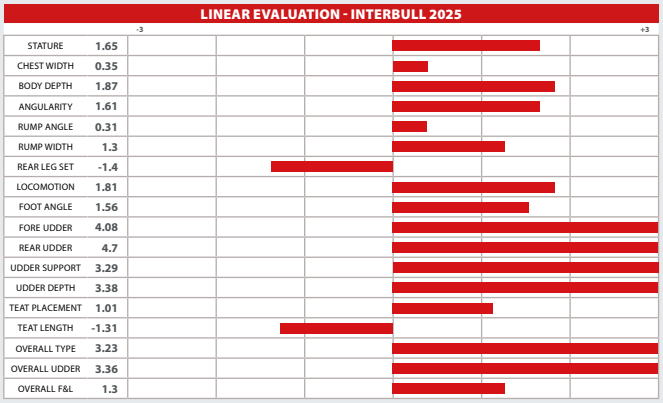

SIRE: DENOVO 2800 PRINCE-ET	MS: MELARRY JOSUPER FRAZZLED-ET	MGS: DE-SU FERDINAND 12489-ET
DAM: DENOVO FRAZZLED 8620	MD: DE-SU FERDINAND 5946-ET	MGD: DE-SU HALOGEN 4109-ET

PRE-ORDER | **Genomic**

FR2724 **CAUDUMER SIETZE PP**

PED

Herd Book Number: **HOLNLDM000723658623**

Date of Birth:	Beta Casein:	aAa	GENETIC DEFECTS	
01/01/2023	**A1/A2**	**435**		HO 100%

HEALTH | HIGH TYPE | FEET & LEGS | UDDERS | OUTCROSS SIRE | SEXED SEMEN | ROBOT RIGHT | NEW | PP Homopolled

SCAN QR CODE FOR MOST RECENT PROOF



- **New red polled bull - all his progeny will have no horns**
- **Impressive Dam with 5.51% Fat and 3.82% Protein**
- **Daughters will have excellent temperament**

EBI NOV. 25 SOURCE ICBF		REL
EBI	4	53%
Prod. SI	65	75%
Fert. SI	-49	43%
Carbon SI	-23	53%
Calv. SI	27	44%
Beef. SI	-7	35%
Maint. SI	-29	31%
Mgmt. SI	5	2%
Health SI	16	56%

BOTTOM 10% 20% 30% 40% MEAN 40% 30% 20% TOP 10%

PRODUCTION	
Milk Kg	302
Fat Kg	11
Protein Kg	11
Solids Kg	22
Fat %	-0.01
Protein %	0.01

MANAGEMENT		
Temperament	0.02	Good
Milking Speed	-10.19	Good
BCS	0.9	Good

CALVING		Rel%
Heifer Calv. Diff	7.23	52
Heifer Calv. Risk	Moderate	
Gest. (Days)	-3.87	34
Calv. Records	0	

PEDIGREE PRODUCTION

FERTILITY	
Calving Int. (Days)	3.19
Survival (%)	-0.47

HEALTH		
Lameness	0.02	Below Average
SCC	-0.19	Good
Mastitis	0.01	Average
TB	7.61	Good

LINEAR EVALUATION - INTERBULL 2025

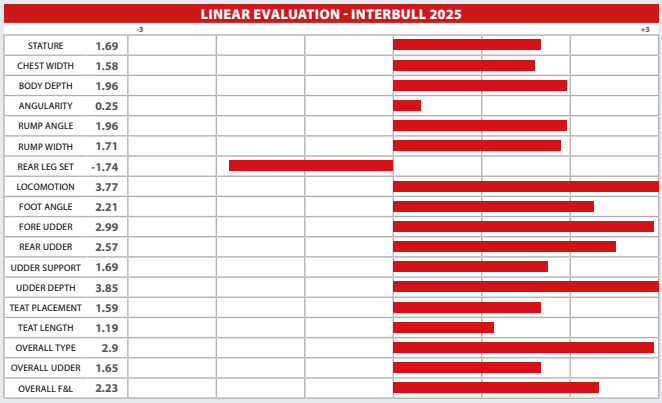

SIRE: DELTA STEAM PP-RED	MS: GROENIBO RAMBO P P	MGS: DELTA JACUZZI-RED
DAM: CAUDUMER LOL 492	MD: CAUDUMER LOL 435	MGD: LOL 342

PRE-ORDER | **Genomic**

FR2742 **TROPHY**

PED

Herd Book Number: **HOLDEUM000365421470**

Date of Birth:	Beta Casein:	aAa	GENETIC DEFECTS	
14/05/2023	**A2/A2**	**243**	HH5C	HO 100%

HIGH SOLIDS | HEALTH | HIGH TYPE | FEET & LEGS | UDDERS | OUTCROSS SIRE | SEXED SEMEN | A2 A2

SCAN QR CODE FOR MOST RECENT PROOF



- **Daughters will be lower in stature with plenty strength**
- **Huge Milk Sub Index of €107**
- **Great locomotion score / Really good improver on feet and legs**

EBI NOV. 25 SOURCE ICBF		REL
EBI	86	56%
Prod. SI	107	76%
Fert. SI	-9	46%
Carbon SI	-29	56%
Calv. SI	16	52%
Beef. SI	14	42%
Maint. SI	-32	35%
Mgmt. SI	-2	5%
Health SI	21	61%

BOTTOM 10% 20% 30% 40% MEAN 40% 30% 20% TOP 10%

PRODUCTION	
Milk Kg	436
Fat Kg	25
Protein Kg	15
Solids Kg	40
Fat %	0.13
Protein %	0

MANAGEMENT		
Temperament	-0.02	Below Average
Milking Speed	2.5	Average
BCS	-0.36	Below Average

CALVING		Rel%
Heifer Calv. Diff	7.68	62
Heifer Calv. Risk	Moderate	
Gest. (Days)	-3.72	44
Calv. Records	0	

PEDIGREE PRODUCTION

FERTILITY	
Calving Int. (Days)	2.84
Survival (%)	2.58

HEALTH		
Lameness	0.01	Average
SCC	-0.22	Good
Mastitis	-0.02	Good
TB	7.79	Good

LINEAR EVALUATION - INTERBULL 2025

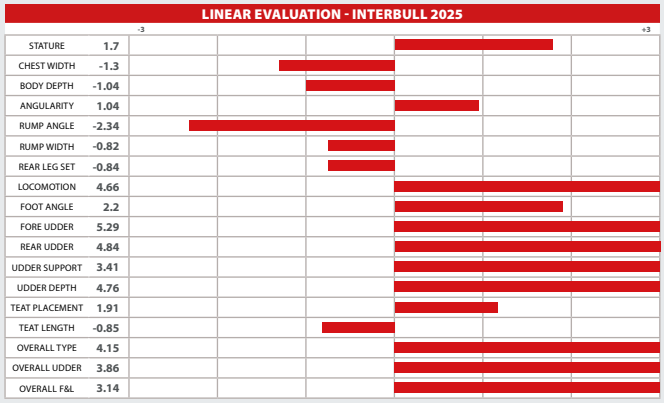

SIRE: PLAIN-KNOLL RENEGAD TROOPER	MS: S-S-I LEGACY SPOT LITE-ET	MGS: S-S-I PR RENEGADE-ET
DAM: BARB 17906	MD: BARB 15984	MGD: PENN-ENGLAND BARBA 13511-ET

Genomic

FR9940 (IG)BARROWVALE EXCALIBUR

PED

Herd Book Number: **HOLIRLM224530151113**

Date of Birth:	Beta Casein:	aAa	GENETIC DEFECTS	
20/02/2023	A1/A2	435261		FR 100%

HEALTH | OUTCROSS SIRE | SEXED SEMEN

SCAN QR CODE FOR MOST RECENT PROOF

Dam - BARROWVALE SABRINA 73 VG 87

Bred by: Oliver Dempsey, Ballybrittas, Co Laois

- **High Production Pure Friesian Sire from a Great Cow Family**
- **Dam is classified as VG 88 and MGDam classified as EX 93 5E**
- **High Health traits, Top 5% to increase TB resistance**

EBI NOV. 25 SOURCE ICBF		REL
EBI	164	61%
Prod. SI	3	81%
Fert. SI	75	37%
Carbon SI	14	61%
Calv. SI	11	89%
Beef. SI	9	52%
Maint. SI	26	47%
Mgmt. SI	2	16%
Health SI	24	56%

BOTTOM 10% 20% 30% 40% MEAN 40% 30% 20% TOP 10%

PRODUCTION	
Milk Kg	108
Fat Kg	3
Protein Kg	1
Solids Kg	4
Fat %	-0.03
Protein %	-0.04

MANAGEMENT		
Temperament	0	Average
Milking Speed	-4.64	Good
BCS	1.84	Good

CALVING		Rel%
Heifer Calv. Diff	7.35	67
Heifer Calv. Risk	Moderate	
Gest. (Days)	-3.57	97
Calv. Records	255	

FERTILITY	
Calving Int. (Days)	-4.3
Survival (%)	1.39

HEALTH		
Lameness	0.01	Average
SCC	-0.1	Average
Mastitis	0	Average
TB	4.8	Good

SIRE: LISMULLIGAN EXCALIBUR

DAM: BARROWVALE SABRINA 73 VG 88

DAM YIELDS	MILK KGS	FAT KGS	PTN KGS	SOLIDS KGS	FAT%	PTN%
HIGHEST LACT: 4	7687	368	301	669	4.78	3.91
AVERAGE	7010	326	268	593	4.63	3.81
LIFE 4	28038	1302	1071	2373	4.64	3.82

G SIRE: SKYHIGH PATROL

G DAM: BARROWVALE SABRINA 41 EX 93 5E

G DAM YIELDS	MILK KGS	FAT KGS	PTN KGS	SOLIDS KGS	FAT%	PTN%
HIGHEST LACT: 7	10142	431	362	793	4.25	3.57
AVERAGE	8104	339	305	644	4.18	3.77
LIFE 9	72938	3050	2749	5799	4.18	3.77

Genomic

FR9947 (IG)BARROWVALE DEADLY

PED

Herd Book Number: **HOLIRLM224530111092**

Date of Birth:	Beta Casein:	aAa	GENETIC DEFECTS	
16/01/2023	A1/A2	423651		FR 97%, HO 3%

HEALTH | OUTCROSS SIRE | SEXED SEMEN

SCAN QR CODE FOR MOST RECENT PROOF

Dam - BARROWVALE DHEATY 92 VG 87

Bred by: Oliver Dempsey, Ballybrittas, Co Laois

- **Strength Improver, breeds strong, wide, robust cows**
- **Dam is classified as VG 89 and MGDam classified as EX 91 5E**
- **Breeds healthier cows**

EBI NOV. 25 SOURCE ICBF		REL
EBI	160	61%
Prod. SI	6	82%
Fert. SI	51	39%
Carbon SI	7	62%
Calv. SI	39	88%
Beef. SI	18	52%
Maint. SI	15	44%
Mgmt. SI	4	19%
Health SI	20	58%

BOTTOM 10% 20% 30% 40% MEAN 40% 30% 20% TOP 10%

PRODUCTION	
Milk Kg	34
Fat Kg	2
Protein Kg	1
Solids Kg	3
Fat %	0.01
Protein %	-0.01

MANAGEMENT		
Temperament	0.02	Good
Milking Speed	-6.94	Good
BCS	1.31	Good

CALVING		Rel%
Heifer Calv. Diff	4.89	78
Heifer Calv. Risk	Low	
Gest. (Days)	-4.73	95
Calv. Records	199	

FERTILITY	
Calving Int. (Days)	-2.36
Survival (%)	1.58

HEALTH		
Lameness	0.01	Average
SCC	-0.03	Below Average
Mastitis	-0.01	Good
TB	5.22	Good

SIRE: CARRICKSHOCK GTW

DAM: BARROWVALE DHEATY 92 VG 89

DAM YIELDS	MILK KGS	FAT KGS	PTN KGS	SOLIDS KGS	FAT%	PTN%
HIGHEST LACT: 2	8378	359	291	650	4.28	3.48
AVERAGE	8020	332	280	612	4.13	3.49
LIFE 3	24060	996	841	1837	4.14	3.5

G SIRE: BEAUFORT KABANA

G DAM: BARROWVALE DHEATY 68 EX 91 5E

G DAM YIELDS	MILK KGS	FAT KGS	PTN KGS	SOLIDS KGS	FAT%	PTN%
HIGHEST LACT: 6	8573	400	317	717	4.66	3.7
AVERAGE	7700	341	286	627	4.44	3.72
LIFE 7	53899	2388	2003	4391	4.43	3.72

PRE-ORDER | **Genomic**

FR2647 GOONHILLY ACKER RED

PED

Herd Book Number: **HOLGBRM390250200281**

Date of Birth:	Beta Casein:		GENETIC DEFECTS	
21/03/2023		aAa		FR 97%, HO 3%

COMPONENT SPECIALIST | FEET & LEGS | OUTCROSS SIRE | SEXED SEMEN

SCAN QR CODE FOR MOST RECENT PROOF

- **Outcross pedigree for most pure British Friesian bloodlines**
- **Red Sire, both Dam & G'Dam are classified as EX 91**
- **Strength Improver, breeds strong, wide, robust cows**

EBI NOV. 25 SOURCE ICBF		REL
EBI	50	49%
Prod. SI	-60	72%
Fert. SI	47	31%
Carbon SI	18	50%
Calv. SI	10	43%
Beef. SI	4	40%
Maint. SI	17	36%
Mgmt. SI	1	9%
Health SI	13	54%

PRODUCTION	
Milk Kg	-125
Fat Kg	-9
Protein Kg	-8
Solids Kg	-17
Fat %	-0.07
Protein %	-0.07

MANAGEMENT		
Temperament	-0.02	Below Average
Milking Speed	-7.24	Good
BCS	1.44	Good

CALVING		Rel%
Heifer Calv. Diff	5.52	52
Heifer Calv. Risk	Low	
Gest. (Days)	-2.34	37
Calv. Records	0	

FERTILITY	
Calving Int. (Days)	-2.81
Survival (%)	0.71

HEALTH		
Lameness	0	Good
SCC	0.02	Below Average
Mastitis	0.02	Below Average
TB	6.16	Good

SIRE: INCH JAKE
DAM: GOONHILLY ROBERT DAPHNE EX 91

DAM YIELDS	MILK KGS	FAT KGS	PTN KGS	SOLIDS KGS	FAT%	PTN%
HIGHEST LACT: 2	6703	267	214	481	3.98	3.19
AVERAGE	6059	254	192	445	4.2	3.17
LIFE 3	18177	761	575	1336	4.19	3.16

G SIRE: INCH ROBERT
G DAM: GOONHILLY RAN DAPHNE EX 91

G DAM YIELDS	MILK KGS	FAT KGS	PTN KGS	SOLIDS KGS	FAT%	PTN%
HIGHEST LACT: 1	4533	196	156	352	4.32	3.44
AVERAGE	4533	196	156	352	4.32	3.44
LIFE 1	4533	196	156	352	4.32	3.44

PRE-ORDER | **Genomic**

FR1016 GOONHILLY COVERACK

SRM

Herd Book Number: **HOLGBRM390250300107**

Date of Birth:	Beta Casein:		GENETIC DEFECTS	
19/02/2022	**A1/A1**	**561**		FR 84%, HO 6%

HEALTH | COMPONENT SPECIALIST | FEET & LEGS | OUTCROSS SIRE

SCAN QR CODE FOR MOST RECENT PROOF

- **Strength Improver, breeds strong, wide, robust cows**
- **High Health score**
- **Top 5% to increase TB resistance**

EBI NOV. 25 SOURCE ICBF		REL
EBI	92	53%
Prod. SI	-57	71%
Fert. SI	56	34%
Carbon SI	28	53%
Calv. SI	15	75%
Beef. SI	11	40%
Maint. SI	23	37%
Mgmt. SI	-5	12%
Health SI	20	58%

PRODUCTION	
Milk Kg	-257
Fat Kg	-10
Protein Kg	-9
Solids Kg	-19
Fat %	-0.01
Protein %	-0.01

MANAGEMENT		
Temperament	-0.04	Below Average
Milking Speed	6.25	Average
BCS	2.12	Good

CALVING		Rel%
Heifer Calv. Diff	7.34	67
Heifer Calv. Risk	Moderate	
Gest. (Days)	-3.37	86
Calv. Records	44	

FERTILITY	
Calving Int. (Days)	-3.06
Survival (%)	1.24

HEALTH		
Lameness	0.01	Average
SCC	-0.05	Average
Mastitis	-0.01	Good
TB	5.56	Good

SIRE: GOONHILLY SEB
DAM: GOONHILLY HYL KATY

DAM YIELDS	MILK KGS	FAT KGS	PTN KGS	SOLIDS KGS	FAT%	PTN%
HIGHEST LACT: 8	9880	408	333	741	4.13	3.37
AVERAGE	7615	301	257	558	3.96	3.38
LIFE 13	98989	3908	3347	7255	3.95	3.38

G SIRE: TITTENSER HYLKE
G DAM: GOONHILLY COR KATY VG 86

G DAM YIELDS	MILK KGS	FAT KGS	PTN KGS	SOLIDS KGS	FAT%	PTN%
HIGHEST LACT: 5	6560	303	213	516	4.62	3.25
AVERAGE	5505	249	184	434	4.53	3.35
LIFE 10	55047	2493	1842	4335	4.53	3.35

Genomic

JE9986 (IG) HILLCAP FAMOUS

PED

Herd Book Number: **JERIRLM219659282924**

Date of Birth:	Beta Casein:	aAa	GENETIC DEFECTS	
16/02/2023	**A1/A2**			JE 100%

HIGH SOLIDS · FEET & LEGS · OUTCROSS SIRE · SEXED SEMEN

SCAN QR CODE FOR MOST RECENT PROOF

Sire - DERRILAND CARRICK REBEL

Bred by: Ned O'Connell, Dromcollogher, Co Limerick

- **Huge Milk Sub Index €103**
- **Exceptional maternal line, both Dam and MGD averaging above 4.34% Protein, 10.2% solids**
- **+1.9 for Overall Conformation and +4.4 Feet & Legs score**

EBI NOV. 25 SOURCE ICBF		REL
EBI	190	62%
Prod. SI	103	80%
Fert. SI	42	40%
Carbon SI	41	62%
Calv. SI	22	85%
Beef. SI	-168	58%
Maint. SI	132	44%
Mgmt. SI	8	14%
Health SI	10	61%

PRODUCTION	
Milk Kg	-342
Fat Kg	19
Protein Kg	4
Solids Kg	23
Fat %	0.60
Protein %	0.28

MANAGEMENT		
Temperament	0.06	Good
Milking Speed	-13.67	Good
BCS	-0.88	Below Average

CALVING		Rel%
Heifer Calv. Diff	4.68	82
Heifer Calv. Risk	Low	
Gest. (Days)	-2.41	94
Calv. Records	132	

FERTILITY	
Calving Int. (Days)	-2.06
Survival (%)	1.17

HEALTH		
Lameness	-0.02	Good
SCC	0.02	Below Average
Mastitis	0	Average
TB	8.18	Average

SIRE: DERRILAND CARRICK REBEL
DAM: HILLCAP DANDELION EX 90

DAM YIELDS	MILK KGS	FAT KGS	PTN KGS	SOLIDS KGS	FAT%	PTN%
HIGHEST LACT: 4	6008	376	273	649	6.26	4.55
AVERAGE	5821	340	254	594	5.83	4.37
LIFE 7	40746	2378	1781	4159	5.84	4.37

G SIRE: OKURA LT INTEGRITY
G DAM: HILLCAP DANONE

G DAM YIELDS	MILK KGS	FAT KGS	PTN KGS	SOLIDS KGS	FAT%	PTN%
HIGHEST LACT: 4	6042	349	260	609	5.78	4.31
AVERAGE	5539	325	240	565	5.87	4.34
LIFE 4	22155	1299	961	2260	5.86	4.34

PRE-ORDER

Genomic

JE2639 VJ GAMMELAGER LUXPLUS MONSE

PED

Herd Book Number: **JERDNKM005901704110**

Date of Birth:	Beta Casein:	aAa	GENETICS DEFECTS	
1/1/2023	**A2/A2**	**561**		JE 100%

HEALTH · FEET & LEGS · UDDERS · OUTCROSS SIRE · SEXED ONLY · A2 A2

SCAN QR CODE FOR MOST RECENT PROOF

- **Excellent hoof health**
- **Incredible health figures on SCC and Mastitis**
- **Daughters will be very fertile**

EBI NOV. 25 SOURCE ICBF		REL
EBI	143	52%
Prod. SI	49	74%
Fert. SI	55	38%
Carbon SI	44	52%
Calv. SI	-23	47%
Beef. SI	-140	37%
Maint. SI	140	34%
Mgmt. SI	0	2%
Health SI	18	55%

PRODUCTION	
Milk Kg	-568
Fat Kg	11
Protein Kg	-5
Solids Kg	6
Fat %	0.64
Protein %	0.27

MANAGEMENT		
Temperament	-0.02	Below Average
Milking Speed	-2.35	Good
BCS	-1.78	Below Average

CALVING		Rel%
Heifer Calv. Diff	5.38	55
Heifer Calv. Risk	Low	
Gest. (Days)	0.43	44
Calv. Records	0	

FERTILITY	
Calving Int. (Days)	-2.59
Survival (%)	1.71

HEALTH		
Lamness	-0.02	Good
SCC	-0.04	Average
Mastitis	-0.02	Good
TB	7.17	Good

SIRE: VJ OUTRUP LUXI LUXPLUS
DAM: 5901703703

DAM YIELDS	MILK KGS	FAT KGS	PTN KGS	SOLIDS KGS	FAT%	PTN%
AVERAGE	6340	412	294	706	6.50	4.63

G SIRE: VJ GAMMELGAARD HAARE HABBIT
G DAM: 5901703478

DAM YIELDS	MILK KGS	FAT KGS	PTN KGS	SOLIDS KGS	FAT%	PTN%
AVERAGE	7238	474	323	797	6.54	4.47

Genomic

JE9989 (IG) HILLCAP ASAIL

PED

Herd Book Number: **JERIRLM219659242937**

Date of Birth:	Beta Casein:	aAa	GENETIC DEFECTS
26/02/2023	**A1/A2**		JE 100%

HEALTH | FEET & LEGS | OUTCROSS SIRE | NEW | TEST

SCAN ME FOR MOST RECENT PROOF

MGS Derriland Carrick Rebel

Bred by: Ned O'Connell, Dromcollogher, Co Limerick

- **New Test Sire**
- **Exceptional maternal line, both Dam and MGD averaging above 4.3% Protein, 10.3% Solids**
- **VG86 Dam produced over 650kgs of Milk Solids in her sixth lactation**

EBI NOV. 25 SOURCE ICBF		REL
EBI	201	56%
Prod. SI	77	80%
Fert. SI	57	37%
Carbon SI	49	57%
Calv. SI	4	52%
Beef. SI	-163	45%
Maint. SI	155	41%
Mgmt. SI	7	11%
Health SI	15	58%

IP

PRODUCTION	
Milk Kg	-486
Fat Kg	15
Protein Kg	-1
Solids Kg	14
Fat %	0.64
Protein %	0.29

SIRE: DERRILAND CARRICK REBEL	MS: JASON 1913	MGS: HILLCAP BLACK JACK
DAM: HILLCAP ANYTHING VG 86	MD: HILLCAP ANYMORE	MGD: HILLCAP ANEMONE GP 84

PRE-ORDER

Genomic

JE9235 VJ GULDAGER KANTONA KJOLBY

PED

Herd Book Number: **JERDNKM000000305091**

Date of Birth:	Beta Casein:	aAa	GENETIC DEFECTS
23/11/2020	**A2/A2**	**561**	JE 100%

FEET & LEGS | UDDERS | OUTCROSS SIRE | SEXED ONLY | A2 A2

SCAN ME FOR MOST RECENT PROOF

VJ GULDAGER KANTONA KJOLBY

- **Exceptional dam, averaging over 10.9% Fat and Protein**
- **Outcross Pedigree, aAa of 561**
- **+2.3 for Overall Type Score, +1.1 Udder and +3.8 Feet & Legs Score**

EBI NOV. 25 SOURCE ICBF		REL
EBI	114	53%
Prod. SI	18	75%
Fert. SI	29	40%
Carbon SI	52	54%
Calv. SI	-15	53%
Beef. SI	-148	36%
Maint. SI	159	33%
Mgmt. SI	3	4%
Health SI	14	54%

VIKINGGENETICS innovative breeding

PRODUCTION	
Milk Kg	-640
Fat Kg	4
Protein Kg	-9
Solids Kg	-5
Fat %	0.56
Protein %	0.26

SIRE: VJ SNEDSTED KLOV KANTONA	MS: VJ PILEGAARD PICK PIL	MGS: DJ JASON
DAM: 3786504264	MD: 3786503060	MGD: 3786502781

Jersey

PRE-ORDER

DP-INT

JE9788 VJ KIBSGAARD JOCKO JOJO

PED

Herd Book Number: **JERDNKM000000304887**

Date of Birth:	Beta Casein:	aAa	GENETIC DEFECTS
30/06/2019	**A2/A2**	**561432**	JE 100%

FEET & LEGS | UDDERS | DAUGHTER PROVEN | OUTCROSS SIRE | SEXED ONLY | A2 A2

SCAN ME FOR MOST RECENT PROOF

VJ KIBSGAARD JOCKO JOJO

- **Exceptional dam performance, produced over 850kgs of Milk Solids in her first lactation**
- **Superb maternal line, both Dam and MGD averaging above 4.1% Protein**
- **+2.3 for Overall Conformation and +3.8 Feet & Legs score**

EBI NOV. 25 SOURCE ICBF		REL
EBI	88	69%
Prod. SI	31	90%
Fert. SI	12	66%
Carbon SI	51	70%
Calv. SI	-20	77%
Beef. SI	-182	46%
Maint. SI	178	36%
Mgmt. SI	6	4%
Health SI	13	59%

VIKINGGENETICS innovative breeding

PRODUCTION	
Milk Kg	-438
Fat Kg	4
Protein Kg	-4
Solids Kg	0
Fat %	0.4
Protein %	0.21

SIRE: VJ BARSINGERHORN LOBO JOCKO	MS: VJ RAASTRUP HIHL GISLEV	MGS: DJ HOLMER
DAM: 3470107565 VG 86	MD: 3665502368	MGD: 3665502018

PRE-ORDER

DP-INT

JE9809 VJ SKLVAD DAU DANDI

PED

Herd Book Number: **JERDNKM000000304614**

Date of Birth:	Beta Casein:	aAa	GENETIC DEFECTS
14/08/2017	**A2/A2**	**426531**	JE 100%

HEALTH | FEET & LEGS | UDDERS | DAUGHTER PROVEN | OUTCROSS SIRE | SEXED ONLY | A2 A2

SCAN ME FOR MOST RECENT PROOF



VJ SKLVAD DAU DANDI

- **Daughter Proven internationally**
- **+2.1 for Overall Conformation and +4 Feet & Legs score**
- **Breeds healthier cows**

EBI NOV. 25 SOURCE ICBF		REL
EBI	96	72%
Prod. SI	42	93%
Fert. SI	-6	72%
Carbon SI	39	72%
Calv. SI	-5	81%
Beef. SI	-137	44%
Maint. SI	146	36%
Mgmt. SI	1	12%
Health SI	15	63%

VIKINGGENETICS innovative breeding

PRODUCTION	
Milk Kg	-481
Fat Kg	11
Protein Kg	-5
Solids Kg	6
Fat %	0.56
Protein %	0.22

SIRE: VJ DAUBJERG HJORT DAU	MS: VJ STENBEK JONATAN JOTUR	MGS: DJ IZZY
DAM: BEQ004497204454	MD: BEQ004497203989	MGD: BEQ004497203467

Genomic

FR2575 (IG) KNOCKNASEED ETALON SRM XSR

Herd Book Number: **HOLIRLM218479011577**

Date of Birth:	Beta Casein:	aAa	GENETIC DEFECTS	HO 66%, FR 25%, JE 9%
28/02/2024	A2/A2			

FERTILITY IMPROVER · COMPONENT SPECIALIST · OUTCROSS SIRE · SEXED SEMEN · A2 A2

SCAN QR CODE FOR MOST RECENT PROOF

Bred by: Diarmuid Cremin, Gneeveguilla, Rathmore Co Kerry

- **Top EBI Sire with + 30 Maint. & Milk SI of +€82**
- **Fertility & Health improver**
- **Proven Cow family with proven Sires in AI**

EBI NOV. 25 SOURCE ICBF		REL
EBI	284	59%
Prod. SI	82	82%
Fert. SI	128	39%
Carbon SI	21	60%
Calv. SI	45	61%
Beef. SI	-39	48%
Maint. SI	35	44%
Mgmt. SI	0	15%
Health SI	12	62%

BOTTOM 10% 20% 30% 40% · MEAN · TOP 40% 30% 20% 10%

PRODUCTION	
Milk Kg	-168
Fat Kg	7
Protein Kg	7
Solids Kg	14
Fat %	0.24
Protein %	0.23

MANAGEMENT		
Temperament	0.02	Good
Milking Speed	2.96	Average
BCS	0.13	Average

CALVING		Rel%
Heifer Calv. Diff	5.53	65
Heifer Calv. Risk	Low	
Gest. (Days)	-4.91	61
Calv. Records	0	

FERTILITY	
Calving Int. (Days)	-7.43
Survival (%)	2.29

HEALTH		
Lameness	-0.02	Good
SCC	0	Below Average
Mastitis	-0.03	Good
TB	8.56	Average

SIRE: (IG)AGHERNBRIDGE MILTON
DAM: 372218479081047

DAM YIELDS	MILK KGS	FAT KGS	PTN KGS	SOLIDS KGS	FAT%	PTN%
HIGHEST LACT: 4	6507	288	255	543	4.43	3.91
AVERAGE	6226	265	244	508	4.25	3.91
LIFE 6	37355	1588	1463	3051	4.25	3.92

G SIRE: (IG) BOHERCASS COMET
G DAM: IE191447630921

G DAM YIELDS	MILK KGS	FAT KGS	PTN KGS	SOLIDS KGS	FAT%	PTN%
HIGHEST LACT: 4	6862	317	265	582	4.62	3.86
AVERAGE	6245	286	233	519	4.56	3.74
LIFE 7	43718	1999	1634	3633	4.57	3.74

DP-IRL

DTRS	HERDS
17	10

FRX134 (IG)LEADES ENDURANCE SRM SRM

Herd Book Number: **HOLIRLM212818991961**

Date of Birth:	Beta Casein:	aAa	GENETIC DEFECTS	HO 66%, FR 22%, JE 12%
08/03/2021	A2/A2	516342		

FERTILITY IMPROVER · EASY CALVING · DAUGHTER PROVEN · SEXED SEMEN · A2 A2

SCAN QR CODE FOR MOST RECENT PROOF

Bred by: James Cotter, Coachford, Co Cork

- **Top Daughter Proven Xbred sire with positive milk**
- **Plus 60 Maintenance with 21 Kgs of Solids**
- **Easy calving for Heifers, aAa 516**

EBI NOV. 25 SOURCE ICBF		REL
EBI	257	70%
Prod. SI	83	87%
Fert. SI	92	50%
Carbon SI	18	71%
Calv. SI	31	93%
Beef. SI	-33	69%
Maint. SI	60	54%
Mgmt. SI	-5	30%
Health SI	12	68%

BOTTOM 10% 20% 30% 40% · MEAN · TOP 40% 30% 20% 10%

PRODUCTION	
Milk Kg	22
Fat Kg	12
Protein Kg	9
Solids Kg	21
Fat %	0.19
Protein %	0.14

MANAGEMENT		
Temperament	-0.02	Below Average
Milking Speed	9.58	Below Average
BCS	-0.12	Below Average

CALVING		Rel%
Heifer Calv. Diff	5.89	91
Heifer Calv. Risk	Low	
Gest. (Days)	-4.12	98
Calv. Records	403	

FERTILITY	
Calving Int. (Days)	-4.61
Survival (%)	2.53

HEALTH		
Lameness	-0.01	Good
SCC	-0.05	Average
Mastitis	-0.01	Good
TB	8.42	Average

IRISH DAUGHTER PRODUCTION

Highest Lactation 1 (Based on Milk Solids)	Milk Kg	Fat Kg	Protein Kg	Solids Kg	Fat %	Prot %
	5531	216	199	415	3.91	3.6

SIRE: (IG) HIGHMOUNT STARK
DAM: IE141814061277

DAM YIELDS	MILK KGS	FAT KGS	PTN KGS	SOLIDS KGS	FAT%	PTN%
HIGHEST LACT: 5	8424	419	300	719	4.97	3.56
AVERAGE	7335	335	261	596	4.55	3.56
LIFE 5	36674	1674	1306	2980	4.56	3.56

SIRE: (IG) HIGHMOUNT STARK	MS: BALLYBRIDE BOSTON	MGS: PUKEROA TGM MANZELLO
DAM: IE141814061277	MD: IE141814060956	MGD: LEADES KOZ RHODA 3

Genomic

FR2578 (IG) FOXVIEW GRAIG SRM

XSR

Herd Book Number: **HOLIRLM215730675653**

Date of Birth:	Beta Casein:	aAa	GENETIC DEFECTS	HO 69%, FR 22%, JE 9%
13/02/2024	A1/A2			

FEET & LEGS

SCAN ME FOR MOST RECENT PROOF

- Great EBI of +€274 with 20 Kgs of Solids
- Strength Improver, breeds strong, wide, robust cows
- High Fertility, Health & TB Resistance

Bred by: Aidan Mcgrath, Ballyhooly, Co Cork

EBI NOV. 25 SOURCE ICBF		REL
EBI	274	53%
Prod. SI	86	74%
Fert. SI	109	33%
Carbon SI	10	54%
Calv. SI	32	59%
Beef. SI	2	45%
Maint. SI	16	39%
Mgmt. SI	7	14%
Health SI	12	58%

PRODUCTION	
Milk Kg	-73
Fat Kg	12
Protein Kg	8
Solids Kg	20
Fat %	0.25
Protein %	0.18

SIRE: (IG)OLCASTLETOWN MOJO	MS: (IG) FOXVIEW BOND	MGS: HEATHFIELD SYDNEY
DAM: 372224762414710	MD: IE141634582919	MGD: IE141634571878

Genomic

JEX281 (IG) ZENTA

Herd Book Number: **HOLIRLM215254380930**

Date of Birth:	Beta Casein:	aAa	GENETIC DEFECTS	HO 44%, JE 31%, FR 25%
19/02/2023	A2/A2			

FEET & LEGS, A2 A2

SCAN ME FOR MOST RECENT PROOF

- Strength Improver, breeds strong, wide, robust cows
- Feet & Legs improver, Plus 1.3 for Overall Feet & Legs score
- Maintains good Body Condition Score

Bred by: Thomas Mcevoy, Ballyragget, Co Kilkenny

EBI NOV. 25 SOURCE ICBF		REL
EBI	190	62%
Prod. SI	68	82%
Fert. SI	62	40%
Carbon SI	19	63%
Calv. SI	13	79%
Beef. SI	-45	59%
Maint. SI	59	46%
Mgmt. SI	3	23%
Health SI	11	61%

PRODUCTION	
Milk Kg	-210
Fat Kg	10
Protein Kg	3
Solids Kg	13
Fat %	0.33
Protein %	0.19

SIRE: BARRACKHILL REUBEN	MS: OKURA LT INTEGRITY	MGS: BAGWORTH PF GRANDEUR S1F
DAM: 372215254320124	MD: 372223511213139	MGD: IE211063492407

DP-IRL

FRX137 (IG) SHEANMORE ALBO

XSR

Herd Book Number: **HOLIRLM214040533774**

Date of Birth:	Beta Casein:	aAa	GENETIC DEFECTS	HO 53%, JE 25%, FR 22%
06/02/2021	A1/A2	243651		

EASY CALVING, DAUGHTER PROVEN, SEXED SEMEN

SCAN ME FOR MOST RECENT PROOF

- 70 Daughters currently in their first lactation, achieving 4.67% Fat and 3.77% Protein.
- Exceptional dam performance, produced over 730kgs of Milk Solids in her fifth lactation
- Strength Improver, breeds strong, wide, robust cows & adds Teat Length

Bred by: Patsy Ahern, Ballyduff, Co Waterford

EBI NOV. 25 SOURCE ICBF		REL
EBI	197	78%
Prod. SI	58	95%
Fert. SI	74	60%
Carbon SI	6	79%
Calv. SI	46	93%
Beef. SI	-1	75%
Maint. SI	2	64%
Mgmt. SI	3	52%
Health SI	9	72%

PRODUCTION	
Milk Kg	-9
Fat Kg	5
Protein Kg	7
Solids Kg	12
Fat %	0.09
Protein %	0.13

SIRE: (IG) BALLYGOWN ALBERT	MS: HILLSTAR LOT JESTER S3J	MGS: (IG) SUNNYBANK JUSTIN
DAM: IE351257542424	MD: IE351257582064	MGD: IE351257571610

DP-IRL

JE7164 IG SUIRHERO AMATO

XSR

Herd Book Number: **HOLIRLM225236621545**

Date of Birth:	Beta Casein:	aAa	GENETIC DEFECTS	JE 50%, HO 44%, FR 6%
03/02/2020	A2/A2	156324		

HEALTH, EASY CALVING, FEET & LEGS, DAUGHTER PROVEN, A2 A2

SCAN ME FOR MOST RECENT PROOF

- Easy calving, breeding healthier cows
- Over 500 daughters milking, with second lactation dams averaging 462kg Milk Solids, 4.85% Fat and 3.94% Protein.

Bred by: Joseph Gerard Tobin, Cashel, Co Tipperary

EBI NOV. 25 SOURCE ICBF		REL
EBI	182	88%
Prod. SI	65	98%
Fert. SI	69	75%
Carbon SI	17	89%
Calv. SI	39	97%
Beef. SI	-66	87%
Maint. SI	42	91%
Mgmt. SI	1	65%
Health SI	15	78%

PRODUCTION	
Milk Kg	-239
Fat Kg	10
Protein Kg	2
Solids Kg	12
Fat %	0.36
Protein %	0.19

SIRE: PUKETAWA AD SUPERSTITION	MS: (IG) LONGVIEW RELIABLE	MGS: (IG) LAURAGH EVERT
DAM: IE341547890914	MD: SUIRHERO ALICE LHZ 500	MGD: SUIRHERO ALICE BYJ 336

FLECKVIEH

PRE-ORDER | DP-IRL

S3383 GS HIERHER

PDP

Herd Book Number: **SIMAUTM000655295338**

Date of Birth:	Beta Casein:	aAa	GENETIC DEFECTS	SI 100%
13/07/2017	A1/A2	561432		

HEALTH | EASY CALVING | DAUGHTER PROVEN | OUTCROSS SIRE

SCAN ME FOR MOST RECENT PROOF

- Top performer for Milk & Solids in Ireland, with calving ease
- Healthy Cows that are also Fertile
- Well proven on Irish farms

EBI NOV. 25 SOURCE ICBF		REL
EBI	176	86%
Prod. SI	72	98%
Fert. SI	-1	70%
Carbon SI	-21	89%
Calv. SI	40	96%
Beef. SI	84	93%
Maint. SI	-11	90%
Mgmt. SI	-4	24%
Health SI	17	65%

PRODUCTION	
Milk Kg	143
Fat Kg	11
Protein Kg	10
Solids Kg	21
Fat %	0.08
Protein %	0.08

SIRE: GS HENDORF	MS: REUMUT	MGS: MANITOBA
DAM: SCHENA	MD: STERZL	MGD: STANZI

PRE-ORDER | DP-IRL

S3564 GS RENEGADE

PDP

Herd Book Number: **SIMAUTM000583231928**

Date of Birth:	Beta Casein:	aAa	GENETIC DEFECTS	SI 100%
12/06/2014	A1/A1	534126		

HEALTH | DAUGHTER PROVEN | OUTCROSS SIRE

SCAN ME FOR MOST RECENT PROOF

- Daughter Proven in Ireland
- Massive plus of 24 Kgs of solids
- Above average Conformation score

EBI NOV. 25 SOURCE ICBF		REL
EBI	108	84%
Prod. SI	56	98%
Fert. SI	-7	68%
Carbon SI	-26	87%
Calv. SI	-4	96%
Beef. SI	85	92%
Maint. SI	-11	81%
Mgmt. SI	0	16%
Health SI	15	57%

PRODUCTION	
Milk Kg	270
Fat Kg	16
Protein Kg	8
Solids Kg	24
Fat %	0.09
Protein %	-0.03

SIRE: RUKSI	MS: WALDBRAND	MGS: RAWALF
DAM: MIRANDA	MD: MILLI	MGD: MISSI

PRE-ORDER | DP-INT

SI8379 ZERO ONE *TA

PDP

Herd Book Number: **SIMDEUM000952479429**

Date of Birth:	Beta Casein:	aAa	GENETIC DEFECTS	SI 100%
02/11/2016				

HEALTH | DAUGHTER PROVEN | OUTCROSS SIRE

SCAN ME FOR MOST RECENT PROOF

- Daughter Proven internationally
- Positive Components
- Breeds healthier cows

EBI NOV. 25 SOURCE ICBF		REL
EBI	16	59%
Prod. SI	25	84%
Fert. SI	11	23%
Carbon SI	-17	61%
Calv. SI	-82	88%
Beef. SI	83	69%
Maint. SI	-23	43%
Mgmt. SI	-3	12%
Health SI	22	47%

PRODUCTION	
Milk Kg	-19
Fat Kg	5
Protein Kg	2
Solids Kg	7
Fat %	0.1
Protein %	0.04

SIRE: ZEPTER *TA	MS: WATT	MGS: REUMUT
DAM: LALA	MD: LOREEN	MGD: LORENA

PRE-ORDER | DP-IRL

SI7218 WEISSENSEE

PDP

Herd Book Number: **SIMAUTM000364261168**

Date of Birth:	Beta Casein:	aAa	GENETIC DEFECTS	SI 100%
06/10/2017				

HEALTH | DAUGHTER PROVEN | OUTCROSS SIRE

SCAN ME FOR MOST RECENT PROOF

- High Production sire, Proven in Ireland
- Plus 250 Kgs of Milk with a Beef score of + €89
- High Health SI of + €22

EBI NOV. 25 SOURCE ICBF		REL
EBI	76	80%
Prod. SI	41	96%
Fert. SI	-14	61%
Carbon SI	-18	82%
Calv. SI	-42	94%
Beef. SI	89	88%
Maint. SI	-2	67%
Mgmt. SI	-1	16%
Health SI	22	64%

PRODUCTION	
Milk Kg	248
Fat Kg	4
Protein Kg	9
Solids Kg	13
Fat %	-0.09
Protein %	0

SIRE: WABAN	MS: VULCANO	MGS: IMPOSIUM
DAM: LUXA	MD: LOCKI	MGD: LUXA

PRE-ORDER | Genomic

DZD000000038550 VR ULIAN P ULSLEVP

Herd Book Number: **RDCDNKM000000038550**

Date of Birth:	Beta Casein:	aAa	GENETIC DEFECTS
9/2/22	A2/A2	432	RD 100%

SEXED SEMEN

SCAN ME FOR MOST RECENT PROOF

- New Viking Red Sire for 2026
- Exceptional Percentages

EBI NOV. 25 SOURCE ICBF		REL
EBI	123	45%
Prod. SI	53	69%
Fert. SI	6	26%
Carbon SI	8	46%
Calv. SI	42	38%
Beef. SI	-51	34%
Maint. SI	55	31%
Mgmt. SI	-1	1%
Health SI	10	42%

VIKINGGENETICS innovative breeding

PRODUCTION	
Milk Kg	-5
Fat Kg	11
Protein Kg	4
Solids Kg	15
Fat %	0.19
Protein %	0.08

SIRE: VR ULIAN P	MS: VR VARIO	MGS: VR FREEZE
DAM: RDCDNKF008757003249	MD: RDCDNKF008757002862	MGD: DZC008757001792

PRE-ORDER | Genomic

SR9832 VR KYRKORYK UPPIRA ULVAR

Herd Book Number: **RDCSWEM000000099264**

Date of Birth:	Beta Casein:	aAa	GENETIC DEFECTS
03/02/2022	A1/A2	423	SR 100%

OUTCROSS SIRE | SEXED SEMEN

SCAN ME FOR MOST RECENT PROOF

- High indexing Swedish Red on Nordic & Irish Indices
- Excellent Nordic values for Udder Health & Longevity etc.
- Scores well for Chest Width, Body depth & all conformation traits

EBI NOV. 25 SOURCE ICBF		REL
EBI	186	49%
Prod. SI	60	73%
Fert. SI	48	30%
Carbon SI	11	50%
Calv. SI	32	59%
Beef. SI	-33	35%
Maint. SI	72	32%
Mgmt. SI	0	2%
Health SI	-6	43%

VIKINGGENETICS innovative breeding

PRODUCTION	
Milk Kg	182
Fat Kg	13
Protein Kg	7
Solids Kg	20
Fat %	0.11
Protein %	0.02

SIRE: VR PUDAKSEN USVA UPPURA	MS: VR STAKKEHAVE VILJAR VIMO	MGS: VR FAVRE FONSECA
DAM: EMMY 1122	MD: EMMY 1009	MGD: EMMY 794

PRE-ORDER | Genomic

AY9826 VR WEHMAIS VIMO VEHMAA

Herd Book Number: **RDCFINM000000048510**

Date of Birth:	Beta Casein:	aAa	GENETIC DEFECTS
13/11/2020	A2/A2	435	AY 100%

OUTCROSS SIRE | A2 A2 | SEXED SEMEN

SCAN ME FOR MOST RECENT PROOF

- Strength Improver, breeds strong, wide, robust cows
- Milk improver with good solids
- High scores for health & Fertility in country of Origin

EBI NOV. 25 SOURCE ICBF		REL
EBI	168	52%
Prod. SI	40	74%
Fert. SI	61	35%
Carbon SI	11	52%
Calv. SI	36	60%
Beef. SI	-32	40%
Maint. SI	38	34%
Mgmt. SI	0	5%
Health SI	13	47%

VIKINGGENETICS innovative breeding

PRODUCTION	
Milk Kg	110
Fat Kg	13
Protein Kg	4
Solids Kg	17
Fat %	0.15
Protein %	0.00

SIRE: VR STAKKEHAVE VILJAR VIMO	MS: VR FONSECA FILUR	MGS: VR NIVALAN FIMBE FAABELI
DAM: PYRY	MD: MYYRIA	MGD: LYDIA

PRE-ORDER | DP-INT

RD7773 VR ANTILAN FAABELI FUTARI

Herd Book Number: **RDCFINM000000047607**

Date of Birth:	Beta Casein:	aAa	GENETIC DEFECTS
19/09/2015			RD 100%

DAUGHTER PROVEN | OUTCROSS SIRE

SCAN ME FOR MOST RECENT PROOF

- Daughter Proven internationally
- Strong on Protein
- Improves Feet & Legs

EBI NOV. 25 SOURCE ICBF		REL
EBI	160	74%
Prod. SI	23	90%
Fert. SI	44	75%
Carbon SI	22	76%
Calv. SI	12	79%
Beef. SI	-37	58%
Maint. SI	89	51%
Mgmt. SI	-5	18%
Health SI	11	50%

VIKINGGENETICS innovative breeding

PRODUCTION	
Milk Kg	30
Fat Kg	-2
Protein Kg	4
Solids Kg	2
Fat %	-0.05
Protein %	0.06

SIRE: VR NIVALAN FIMBE FAABELI	MS: VR SIGNAL FLAKA SAMPO	MGS: VR ASMO TOIVO TORVI ET
DAM: KARIBIA	MD: 067 NOR	MGD: 111 NOR

MUNSTER BOVINE
Collectively Improving Farm Life

Heat Detection Aids

5L Paint
€80

Chin Harness
€200

Chinball Harness & Paint

Vasectomised bulls fitted with chin balls are an excellent method of heat detection for both heifers and cows. Ensure the chinball is snugly fitted to the bull. It is leather so will need adjusting. Initially, fit the chinball for 1 week without paint to familiarise the bull with it. Only use chinball paint in the chinball, it is a heavy oil base and needs to be well shaken before topping up. Red or blue paint is best in wet weather and yellow or green is best in dry weather.

750ml bottle
€18

WATER BASED TAIL PAINT

COMES WITH BRUSH

AVAILABLE IN BLUE, ORANGE, GREEN AND RED

Tail paint

Tail paint is a easy cost effective method of heat detection in cows. It works well when there are 3 or more cows on heat per day as there is sufficient activity to rub it off. Clip the hair off the rump prior to the application of tail paint. This allows the paint to be more easily removed at mounting and it reduces the layers of paint building up as the season progresses making it difficult to interpret. Apply paint on a dry day and to dry skin.

€40

Paint sticks

Paint sticks or Crayons work on the same principle as tail paint and are very convenient to use. Paint sticks are available in the four colours pictured and they come in boxes of 12.

€80

SELF ADHESIVE (50 PACK)

Estrotect Heat Alert Tags

These are an excellent method of heat detection in both cows and heifers when cattle are outdoors and rumps clean. They are also extremely useful when the number of animals coming into heat is reduced - as the season progresses.

Apply tags to dry hair on a dry day otherwise the glue will not adhere. Wear gloves to avoid glue on hands. Do not clip, glue needs hair for adherence, just comb or brush, to remove loose hair and dirt.

Roll of 100 A.I. Tags
€80

Glue
€30

MUNSTER BOVINE
Collectively Improving Farm Life

NATIONAL CATTLE BREEDING CENTRE

DAIRY BEEF PROGRAMME 2026

Exceptional Genetics

Proven Performance

Unmatched Peace of Mind

Genetics designed for high-performance dairy systems-with calves that deliver too.

Calf value matters more than ever.

The National Cattle Breeding Centre (NCBC) runs Ireland's largest and most proven dairy-beef breeding programme, backed by rigorous sire selection and the largest dataset on field fertility, calving and carcass traits.

The goal: maximise the value of your calf crop without compromising calving ease, milk production or solids.

5 Steps to Choosing the Right Sires

Put Your Farm at the Centre

We know every farm is different. Good breeding outcomes start with focusing on what matters most to your farm.

Use these simple steps to select a bull team that delivers predictable, profitable results.

1. Choose the breed that suits your system.
2. Match calving difficulty % to cow age and lactation number.
3. Use shorter gestation sires at the end of the season.
4. Increase your calf crop value with high BSI sires that increase CBV.
5. **Focus on Proven Premium** – backed by hundreds of on farm records on fertility, calving ease, gestation and calf quality, removing the uncertainty and delivering repeatable results.

Simple Guide to NCBC Sires Classification

Our classification system makes complex data ***genomics, reliability, fertility and performance*** simple to apply.

Elite Genomic Test Sires

High-genomic young sires for selective use. Semen quality is verified by NCBC Labs

Rising Stars

Balanced, high-CBV sires with strong early performance. Proven for Field Fertility

Proven Sires

Backed by hundreds of records. Proven for field fertility, calving ease & calf quality

Premium Proven Sires

Elite Sires, cream of the crop, balanced sires, superior in all commercially important traits with huge farmer satisfaction

EXCEPTIONAL DAIRY BEEF GENETICS

TO GROW YOUR PROFITS

PROFITABILITY BEGINS WITH MILK SOLIDS

- Highest conception rates
- Superior Fertility
- Easy Calving & Short Gestation
- Unrivalled calf quality at 3 weeks
- High Calf Beef Value (CBV)

Making the Right Breeding Decisions! It Comes Down to the Predictability You Need.

Every farm uses a mix of breeding tools – the key is choosing the one that gives you certainty and control during the busiest time of the year.

Why More Dairy Farmers Are Choosing AI

1. Large choice of sires to use depending on parity
2. Proven calving ease
3. Fewer empty cows
4. Consistent calf quality from day one
5. Superior Genetics
6. Reliable conception rates
7. Short gestation options
8. Better planning

NCBC AI Sires are unrivalled on data reliability, giving you fewer surprises, tighter calving, better calf value and unmatched peace of mind.

NCBC AI SIRES FOR PREDICTABLE RESULTS

NCBC Dairy Beef Programme

Focussed on sourcing beef bulls that will deliver
calving ease, **short gestation** and **quality saleable high CBV calves**.

7 OF THE TOP 10 ANGUS ON DBI ON ICBF ACTIVE BULL LIST

7 OF THE TOP 10 ANGUS ON Beef SI ON ICBF ACTIVE BULL LIST

6 OF THE TOP 10 HEREFORD ON DBI ON ICBF ACTIVE BULL LIST

7 OF THE TOP 10 CHAROLAIS ON DBI ON ICBF ACTIVE BULL LIST

6 OF THE TOP 10 BELGIAN BLUE ON GESTATION LENGTH ON ICBF ACTIVE BULL LIST

4 OF THE TOP 5 LIMOUSIN ON GESTATION LENGTH ON ICBF ACTIVE BULL LIST

BEEF SIRES FOR THE DAIRY HERD

Code	Name	DBI	Beef Sub Index	Dairy Heifer Calv. diff %	Dairy Heifer Calv. Rel	Gestation (days)	Expected Gestation (days)*	Carc Wgt (kgs)	Car Conf	Age at finish (days)	Heifer Calving Records	DBWS eligible **	Use On
ANGUS SIRES FOR MAIDENS - PROVEN													
AA4089	Intelagri Matteo	€176	€102	6.6	99	-3.8	276	9.8	0.85	-18	12071	Yes	Maiden Heifers
AA4631	Gabriel Pat	€163	€101	7.5	99	-2.9	277	11.2	0.67	-23	8804	Yes	Maiden Heifers
ANGUS - RISING STAR FOR MAIDEN HEIFER													
AA1317	Swanky Van Gogh	€156	€103	7.5	84	-2	278	10.5	0.69	-19	40	Yes	Maidens pending
AA1323	Swanky Vagner	€154	€97	7.4	79	-2.3	278	7.8	1.01	-21	26	Yes	Maidens pending
AA1320	Swanky Valentino	€151	€94	7.6	79	-2.4	278	6.7	0.74	-20	21	Yes	Maidens pending
AA1431	Deelish Wingman	€150	€92	5.5	64	-1.9	278	12.7	0.71	-10	3	Yes	Maidens pending
Angus National Breed Average		**€122**	**€88**	**2.9**		**-0.59**	**280**	**8**	**0.76**	**-15**			

AA1431 **Deelish Wingman**

- Early calving records suggest he is easy calving for heifers

High CBV

AA1317 **Swanky Van Gogh**

- Easy calving with small calves at birth

High CBV

Sire - TE MANIA BERKLEY B1

***Expected gestation is the expected gestation of progeny when used on cows with an average index for gestation.**
****Eligibility for the Dairy Beef Welfare Scheme for calves born in 2025**

BEEF SIRES FOR THE DAIRY HERD

ANGUS SIRES FOR COWS - PROVEN

Code	Name	DBI	Beef Sub Index	Dairy Cow Calv. diff %	Dairy Cow Calv. Rel	Gestation (days)	Expected Gestation (days)*	Carc Wgt (kgs)	Car Conf	Age at finish (days)	Dairy Calving Records	DBWS eligible **	Use On	Pre Order
AA1284	Thegrove Vandame	€113	€118	4.5	93	0.1	280	15.5	0.91	-15	504	Yes	Mature Only	
AA9607	Shanaway Vengabus	€187	€114	3.2	99	-4.5	276	13	0.7	-19	3842	Yes	Cows	
AA8409	Smx Amplify 042H	€159	€105	2.7	88	-1.8	278	13.9	0.82	-20	155	Yes	2nd Calvers	✓
AA7506	Tower Tommie	€167	€105	3.0	99	-3.5	277	10.5	0.84	-16	14964	Yes	Cows	
AA9661	Knockmountagh Valentine	€135	€104	3.7	96	-2.8	277	15	0.61	-15	992	Yes	Cows	
AA2309	St Aodain L Master	€116	€102	3.8	99	0	280	13	0.8	-18	7000	Yes	Cows	
AA8472	Tubridmore Twomey	€164	€102	2.9	99	-3.4	277	8.9	0.6	-19	10026	Yes	2nd Calvers	
AA6682	Hw Lord Horatio	€150	€98	3.2	99	-2.6	278	11	0.89	-19	34581	Yes	Cows	
AA9860	Westellen Boss Y929	€146	€86	2.7	98	-2.6	278	9.3	0.83	-18	1956	Yes	2nd Calvers	
AA5310	Gabriel Poundman	€135	€84	2.8	97	-2.2	278	3.6	0.64	-15	1190	Yes	2nd Calvers	
AA2123	Christon Elton P623	€132	€70	3.3	99	-3.8	276	6	0.44	-13	9962	No	Cows	
Angus National Breed Average		**€122**	**€88**	**2.9**		**-0.59**	**280**	**8**	**0.76**	**-15**				

AA9607 **Shanaway Vengabus**

- Exceptionally short gestation Angus producing quality calves

AA8409 **Smx Amplify 042H**

- Premium Proven Angus high on carcass weight (13.9kg)

AA9661 **Knockmountagh Valentine**

- Quality Angus to improve the CBV of your calf crop

AA8472 **Tubridmore Twomey**

- Proven easy calving option only 2.9% based on over 10,000 records

***Expected gestation is the expected gestation of progeny when used on cows with an average index for gestation.**
****Eligibility for the Dairy Beef Welfare Scheme for calves born in 2025**

BEEF SIRES FOR THE DAIRY HERD

ANGUS RISING STARS													
Code	Name	DBI	Beef Sub Index	Dairy Cow Calv. diff %	Dairy Cow Calv. Rel	Gestation (days)	Expected Gestation (days)*	Carc Wgt (kgs)	Car Conf	Age at finish (days)	Dairy Calving Records	DBWS eligible **	Use On
AA1912	Westellen Bundi Z949 Et	€188	€160	3.6	51	-1.3	279	27.6	0.85	-21	0	Yes	Proof Pending
AA1428	Deelish Vantastic	€157	€125	3.1	65	-0.4	280	14.2	0.95	-20	7	Yes	Proof Pending
AA1816	Fellfort W Basil 1638	€195	€122	2.0	67	-3.2	277	14.6	0.8	-16	8	Yes	Proof Pending
AA1822	Ballygannon Monte Carlo Z410	€125	€103	4.0	56	-1.1	279	12.5	0.77	-15	1	Yes	Proof Pending
AA1716	Dalriada Red Electrode Z713	€135	€90	2.6	62	-0.7	279	5.8	0.87	-21	0	Yes	Proof Pending
Angus National Breed Average		**€122**	**€88**	**2.9**		**-0.59**	**280**	**8**	**0.76**	**-15**			

AA1912 **Westellen Bundi Z949 Et**

High CBV

- Massive Beef SI (€160) and carcass weight (27.6 kg) = Very high CBV calves

AA1816 **Fellfort W Basil 1638**

High CBV

- Bull stacked with an easy calving pedigree

AA1822 **Ballygannon Monte Carlo Z410**

High CBV

- Exceptional rising star predicted to be easy calving with exceptional carcass

AA1716 **Dalriada Red Electrode Z713**

High CBV

- Red Angus - potential to breed red colour calves on cows carrying the red factor

BEEF SIRES FOR THE DAIRY HERD

ANGUS - ELITE GENOMIC TEST SIRES FOR COWS													
Code	Name	DBI	Beef Sub Index	Dairy Cow Calv. diff %	Dairy Cow Calv. Rel	Gestation (days)	Expected Gestation (days)*	Carc Wgt (kgs)	Car Conf	Age at finish (days)	Dairy Calving Records	DBWS eligible **	Use On
AA2548	Prohurst Eagle A020 ET	€216	€154	2.9	64	-3.3	277	22.8	0.9	-20	0	Yes	Test
AA2557	Prohurst Everest A018 (ET)	€198	€150	3.2	54	-2.5	278	24.6	1.03	-18	0	Yes	Test
AA2603	Perennial Domino A214	€209	€139	2.5	62	-3.3	277	20.3	0.98	-23	0	Yes	Test
AA2762	Ballygannon Woodroofe A418	€164	€138	4.0	56	-1.9	278	21.7	0.83	-14	0	Yes	Test
AA2743	Carrigroe Alcatraz E.T.	€183	€122	2.6	61	-3.1	277	13.7	0.91	-17	0	Yes	Test
AA2733	Drumcrow Armageddon	€168	€116	3.0	54	-2.6	278	16.7	0.93	-17	0	Yes	Test
AA2736	Glenbrae Red Mario Z177	€106	€74	2.3	49	0.6	281	6.8	0.62	-12	0	No	Test
Angus National Breed Average		**€122**	**€88**	**2.9**		**-0.59**	**280**	**8**	**0.76**	**-15**			

AA2548 **Prohurst Eagle A020 ET**

Elite Genomic Test Sire

High CBV

- Angus with a huge Beef SI (€154), Number 4 on the active bull list

AA2557 **Prohurst Everest A018 (ET)**

Elite Genomic Test Sire

High CBV

- Exciting new angus, expected to be easy calving and to breed quality calves

AA2603 **Perennial Domino A214**

Elite Genomic Test Sire

High CBV

- Impressive new test sire with a high DBI, selected for his easy calving, short gestation and beef potential

AA2733 **Drumcrow Armageddon**

Elite Genomic Test Sire

High CBV

- He was was born small and had a huge performance from brith

BEEF SIRES FOR THE DAIRY HERD

HEREFORD - PROVEN SIRES

Code	Name	DBI	Beef Sub Index	Dairy Cow Calv. diff %	Dairy Cow Calv. Rel	Gestation (days)	Expected Gestation (days)*	Carc Wgt (kgs)	Car Conf	Age at finish (days)	Dairy Calving Records	DBWS eligible **	Use On
HE9550	Solpoll 1 Watson PP	€130	€110	4.3	97	-0.9	279	9.5	0.79	-25	1179	Yes	Mature Only
HE9610	Midford 1 Whizzbang PP	€98	€107	4.4	97	1.4	282	10.3	0.62	-20	1340	Yes	Mature Only
HE6304	Netherhall 1 Rafal Et PH	€124	€74	3.5	92	-2.3	278	0.8	0.62	-23	409	Yes	Cows
HE4291	Allowdale Advance	€82	€72	4.3	99	-0.3	280	7.9	0.58	-19	7466	No	Mature Only
Hereford National Breed Average		**€84**	**€83**	**4.1**		**0.65**	**281**	**6**	**0.62**	**-16**			

HE9550 **Solpoll 1 Watson PP**

Short Gestation | High CBV | Homopolled

- Will produce high CBV calves that will have no horns

HE9610 **Midford 1 Whizzbang PP**

High CBV | Homopolled

- Breeder of quality calves that will have no horns

HEREFORD RISING STARS

Code	Name	DBI	Beef Sub Index	Dairy Cow Calv. diff %	Dairy Cow Calv. Rel	Gestation (days)	Expected Gestation (days)*	Carc Wgt (kgs)	Car Conf	Age at finish (days)	Dairy Calving Records	DBWS eligible **	Use On
HE1728	Chestnutpoll 1 Henry 62 PP	€122	€118	4.3	60	0.4	281	12.3	0.92	-19	0	Yes	Proof Pending
HE1807	Appel 1 Runno PP	€124	€100	3.7	55	-0.9	279	9	0.86	-14	1	Yes	Proof Pending
HE1455	Keenagh Titanium	€100	€85	3.8	83	0.4	281	8.4	0.46	-20	67	Yes	Proof Pending
Hereford National Breed Average		**€84**	**€83**	**4.1**		**0.65**	**281**	**6**	**0.62**	**-16**			

HE1807 **Appel 1 Runno PP**

Homopolled

- Runno is an exceptional quality homozygous polled Hereford, all his progeny will have no horns

HE1455 **Keenagh Titanium**

- Rising star Hereford that is horned

***Expected gestation is the expected gestation of progeny when used on cows with an average index for gestation.**
****Eligibility for the Dairy Beef Welfare Scheme for calves born in 2025**

BEEF SIRES FOR THE DAIRY HERD

HEREFORD - ELITE GENOMIC TEST SIRES FOR COWS													
Code	Name	DBI	Beef Sub Index	Dairy Cow Calv. diff %	Dairy Cow Calv. Rel	Gestation (days)	Expected Gestation (days)*	Carc Wgt (kgs)	Car Conf	Age at finish (days)	Dairy Calving Records	DBWS eligible **	Use On
HE2545	Mipoll 1 Boru 1 PP	€158	€133	3.5	59	-0.5	280	18.1	0.79	-17	0	Yes	Test
HE2854	Chestnutpoll 1 Star 72 PP	€130	€103	3.8	62	-1.5	278	8.9	0.81	-16	0	Yes	Test
HE8514	Intelagri 1 Krusader 2 PP	€140	€102	3.2	61	-1	279	9	0.92	-18	0	Yes	Test
HE2661	Kingsgrovepoll 1 Zebo PP	€113	€89	2.9	63	0.7	281	7.6	0.86	-12	0	Yes	Test
HE2857	Appel Maxwell PP	€106	€77	3.6	50	-0.7	279	2.8	0.59	-17	0	Yes	Test
Hereford National Breed Average		**€84**	**€83**	**4.1**		**0.65**	**281**	**6**	**0.62**	**-16**			

HE2545 **Mipoll 1 Boru 1 PP**

Elite Genomic Test Sire

PP Homopolled

- Exceptional new Hereford that is top of the indexes, all his progeny will have no horns

HE2661 **Kingsgrovepoll 1 Zebo PP**

Elite Genomic Test Sire

PP Homopolled

- Outstanding looking Hereford, expected to breed quality calves with no horns

AUBRAC - PROVEN SIRES													
Code	Name	DBI	Beef Sub Index	Dairy Cow Calv. diff %	Dairy Cow Calv. Rel	Gestation (days)	Expected Gestation (days)*	Carc Wgt (kgs)	Car Conf	Age at finish (days)	Dairy Calving Records	DBWS eligible **	Use On
AU4683	Turloughmore Magnificent	€181	€169	3.6	99	0.6	281	19.5	1.80	-6	7400	Yes	Cows
AUBRAC - RISING STARS and ELITE GENOMIC TEST SIRES FOR COWS													
AU1515	Ballyclough Theo Pp	€177	€170	3.4	44	1.3	281	20.5	1.94	-11	0	Yes	Proof Pending
AU2635	Deerpark Ultra	€193	€175	3.2	56	0.1	280	23.4	2.04	-7	0	Yes	Test
		€153	**€146**	**3.5**		**0.85**	**281**	**16.3**	**1.84**	**-5**			

AU1515 **Ballyclough Theo Pp**

Pp Metropolled

€ High CBV

- Only polled Aubrac in Irish AI, at least half his calves will have no horns

AU2635 **Deerpark Ultra**

Elite Genomic Test Sire

€ High CBV

- Exceptionally high DBI (€193) Aubrac

***Expected gestation is the expected gestation of progeny when used on cows with an average index for gestation.**
****Eligibility for the Dairy Beef Welfare Scheme for calves born in 2025**

BEEF SIRES FOR THE DAIRY HERD

BELGIAN BLUE - PROVEN SIRES

Code	Name	DBI	Beef Sub Index	Dairy Cow Calv. diff %	Dairy Cow Calv. Rel	Gestation (days)	Expected Gestation (days)*	Carc Wgt (kgs)	Car Conf	Age at finish (days)	Dairy Calving Records	DBWS eligible **	Use On	Pre Order
BB9535	Persil De Ponchau	€152	€210	6.1	94	1.4	282	33.3	2.99	4	539	Yes	Mature Only	
BB7272	BBG Hybride	€101	€175	6.7	98	1.6	282	24.5	2.85	9	1911	Yes	Mature Only	
BB1147	Enjeu Du Bois Derneux	€90	€174	7.8	90	-0.6	280	25.1	2.45	5	294	Yes	Mature Only	
BB9373	Enleve Du Bois Desneux	€175	€165	4.7	94	-1.6	279	21.5	2.67	5	579	Yes	Mature Only	
BB7221	Quarry Bank Moneyman	€165	€138	3.9	99	-2.1	278	16.6	2.36	10	3746	Yes	Cows	✓
Belgian Blue National Breed Average		**€84**	**€83**	**4.1**		**0.65**	**281**	**36**	**2.84**	**4**				

BB9373 **Enleve Du Bois Desneux**

NO.3 BELGIAN BLUE ON DBI ON ICBF ACTIVE BULL LIST

Short Gestation | High CBV

- The perfect bull - Proven for calving ease & super quality well-coloured calves

BB7221 **Quarry Bank Moneyman**

PRE-ORDER

NO.1 BELGIAN BLUE GESTATION LENGTH ON ICBF ACTIVE BULL LIST

Short Gestation

- Number one proven BB for calving ease

BELGIAN BLUE - RISING STAR

Code	Name	DBI	Beef Sub Index	Dairy Cow Calv. diff %	Dairy Cow Calv. Rel	Gestation (days)	Expected Gestation (days)*	Carc Wgt (kgs)	Car Conf	Age at finish (days)	Dairy Calving Records	DBWS eligible **	Use On	Pre Order
BB1212	Corrandulla Quinny Et	€78	€200	9.0	76	-1.4	279	31.8	2.61	4	48	No	Mature Only	
BB1819	Rathlyon Quantas Et	€76	€184	8.1	58	1.1	281	27.4	2.69	3	0	Yes	Proof Pending	
BB1425	Ioma Quirky Et	€167	€168	5.4	80	-1.9	278	25	2.22	5	76	Yes	Proof Pending	
BB1437	Ioma Quentin	€153	€167	5.6	52	-1.7	278	25.8	2.23	9	0	Yes	Proof Pending	

BELGIAN BLUE - ELITE GENOMIC TEST SIRES FOR COWS

Code	Name	DBI	Beef Sub Index	Dairy Cow Calv. diff %	Dairy Cow Calv. Rel	Gestation (days)	Expected Gestation (days)*	Carc Wgt (kgs)	Car Conf	Age at finish (days)	Dairy Calving Records	DBWS eligible **	Use On	Pre Order
BB2722	Nuera T15 S1054	€118	€203	7.4	45	0.9	281	33.4	2.43	2	0	Yes	Test	✓
BB2855	Ioma Superman Et	€100	€183	7.7	59	-0.3	280	30.2	2.64	9	0	Yes	Test	
Belgian Blue National Breed Average		**€87**	**€217**	**8.7**		**0.87**	**281**	**6**	**0.62**	**4**				

BB1425 **Ioma Quirky Et**

High CBV

- Early calving reports suggests he is easy calving

BB1437 **Ioma Quentin**

High CBV

- Excited to await for his first calves. expected to breed high value calves

***Expected gestation is the expected gestation of progeny when used on cows with an average index for gestation.**
****Eligibility for the Dairy Beef Welfare Scheme for calves born in 2025**

BEEF SIRES FOR THE DAIRY HERD

LIMOUSIN - PROVEN SIRES

Code	Name	DBI	Beef Sub Index	Dairy Cow Calv. diff %	Dairy Cow Calv. Rel	Gestation (days)	Expected Gestation (days)*	Carc Wgt (kgs)	Car Conf	Age at finish (days)	Dairy Calving Records	DBWS eligible **	Use On
LM9379	Shannon Stan	€201	€208	4.4	96	0.2	280	33.0	2.49	-2	656	Yes	Mature Only
LM9869	Shannon Samurai	€186	€167	3.6	84	-0.3	280	21.7	2.42	5	157	Yes	Mature Only
LM7416	Powerful Proper	€147	€157	3.8	99	2	282	22.7	2.26	0	2841	Yes	Cows
Limousin National Breed Average		**€119**	**€173**	**5.0**		**3.6**	**284**	**24.3**	**2.24**	**1**			

CHAROLAIS - PROVEN SIRES

Code	Name	DBI	Beef Sub Index	Dairy Cow Calv. diff %	Dairy Cow Calv. Rel	Gestation (days)	Expected Gestation (days)*	Carc Wgt (kgs)	Car Conf	Age at finish (days)	Dairy Calving Records	DBWS eligible **	Use On
CH6490	Orbi	€145	€187	4.9	98	2.2	282	35.2	1.99	2	1762	Yes	Mature Only
Charolais - RISING STARS and ELITE GENOMIC TEST SIRES FOR COWS													
CH8580	Romarin Pp	€205	€231	4.6	63	1.8	282	44.5	2.16	-2	40	Yes	Proof Pending
CH8571	Recif	€163	€232	6.2	54	1.2	281	44.2	2.22	-9	11	Yes	Test
CH8577	Sultan	€131	€203	6.2	53	2	282	40.2	1.73	-5	9	Yes	Test
Charolais National Breed Average		**€110**	**€196**	**6.4**		**2.6**	**283**	**35.6**	**1.95**	**-2**			

SIMMENTAL PROVEN SIRES

Code	Name	DBI	Beef Sub Index	Dairy Cow Calv. diff %	Dairy Cow Calv. Rel	Gestation (days)	Expected Gestation (days)*	Carc Wgt (kgs)	Car Conf	Age at finish (days)	Dairy Calving Records	DBWS eligible **	Use On
SI8520	Portroyal Mr Bull PP	€64	€146	7.0	74	2.3	282	23.7	1.46	-7	78	Yes	Mature Only
SI4595	Bearna-Dhearg Honda 50	€82	€137	6.3	80	1.4	282	21.8	1.36	-14	118	Yes	Mature Only
SI7491	Leeherd Lynx 364	€64	€137	6.1	92	3.4	284	22	1.56	-7	371	Yes	Mature Only
Simmental National Breed Average		**€61**	**€124**	**6.0**		**2.3**	**282**	**20.5**	**1.35**	**-5**			

SALERS, SPECKLE PARK AND WAGUU PROVEN SIRES FOR COWS

Code	Name	DBI	Beef Sub Index	Dairy Cow Calv. diff %	Dairy Cow Calv. Rel	Gestation (days)	Expected Gestation (days)*	Carc Wgt (kgs)	Car Conf	Age at finish (days)	Dairy Calving Records	DBWS eligible **	Use On
SA4604	Knottown Roy	€154	€133	3.2	97	0.2	280	19.8	1.03	3	983	Yes	Cows
SP1521	Scollop Krackerjack Et	€79	€37	2.5	56	-0.1	280	-6.7	0.62	-13	6	Yes	Proof Pending
WA2409	Edenbane Glenisla Fujisawa	€26	-€15	2.2	95	0	280	-12.3	0.04	9	622	No	2nd Calvers

LM9379 **Shannon Stan**

NO. 2 LIMOUSIN GESTATION LENGTH

- Exceptional Limousin, easy calving, short gestation and excellent calves

High CBV

CH6490 **Orbi**

NO. 2 PROVEN (>90%) CHAROLAIS ON DAIRY COW CALVING DIFFICULTY

- No. 1 CH sire for the dairy herd on calving ease, proven for calving & carcass

High CBV

CH8580 **Romarin Pp**

- Polled charolais, at least half his calves will be polled
- Very low calving difficulty, based on records to-date, Romarin Pp will be the new Lapon

NO. 1 CHAROLAIS ON DBI

High CBV

SP1521 **Scollop Krackerjack Et**

- Speckle park predicted to be easy calving

TOP PROVEN BULLS FOR KEY TRAITS

TOP PROVEN BULLS FOR **GESTATION LENGTH** IN EACH BREED			
Code	**Name**	**GESTATION (DAYS)**	**Expected Gestation (days)***
ANGUS			
AA9607	Shanaway Vengabus	-4.5	276
AA4089	Intelagri Matteo	-3.8	276
AA2123	Christon Elton P623	-3.8	276
AA7506	Tower Tommie	-3.5	277
AA8472	Tubridmore Twomey	-3.4	277
HEREFORD			
HE6304	Netherhall 1 Rafal Et PH	-2.3	278
HE9550	Solpoll 1 Watson PP	-0.9	279
BELGIAN BLUE			
BB7221	Quarry Bank Moneyman	-2.1	278
BB9373	Enleve Du Bois Desneux	-1.6	279
LIMOUSIN			
LM9379	Shannon Stan	0.2	280
LM9869	Shannon Samurai	-0.3	280

TOP PROVEN BULLS FOR **CALVING DIFFICULTY** IN EACH BREED				
Code	**Name**	**Dairy Cow Calv. diff %**	**Dairy Cow Calv. diff Rel**	**Dairy Cow Calving Recs**
ANGUS				
AA1431	Deelish Wingman	2.2	91	329
AA4089	Intelagri Matteo	2.6	99	40694
AA9860	Westellen Boss Y929	2.7	98	1956
AA1320	Swanky Valentino	2.7	79	467
AA4631	Gabriel Pat	2.8	99	25288
HEREFORD				
HE6304	Netherhall 1 Rafal Et PH	3.5	92	409
BELGIAN BLUE				
BB7221	Quarry Bank Moneyman	3.9	99	3746
BB9373	Enleve Du Bois Desneux	4.7	94	579
CHAROLAIS				
CH6490	Orbi	4.9	98	1762
LIMOUSIN				
LM7416	Powerful Proper	3.8	99	2841
LM9379	Shannon Stan	4.4	96	656
SALERS				
SA4604	Knottown Roy	3.2	97	983

TOP PROVEN BULLS FOR **IMPROVING CBV** IN EACH BREED		
Code	**Name**	**Beef Sub Index**
ANGUS		
AA1284	Thegrove Vandame	€118
AA9607	Shanaway Vengabus	€114
AA8409	Smx Amplify 042H	€105
AA7506	Tower Tommie	€105
AA9661	Knockmountagh Valentine	€104
HEREFORD		
HE9550	Solpoll 1 Watson PP	€110
HE9610	Midford 1 Whizzbang PP	€107
BELGIAN BLUE		
BB9535	Persil De Ponchau	€210
BB7272	Bbg Hybride	€175
BB1147	Enjeu Du Bois Derneux	€174
CHAROLAIS		
CH6490	Orbi	€187
LIMOUSIN		
LM9379	Shannon Stan	€208
AUBRAC		
AU4683	Turloughmore Magnificent	€169

Very High Satisfaction With Munster Bovine Customers

Triple Mix - 3 Sires in 1 Straw

Better Opportunity Of Getting Your Cows In Calf!

AAM152 Triple mix Angus

Code	Name	DBI	Beef Sub Index	Dairy Cow Calv. diff %	Dairy Cow Calv. Rel	Gestation (days)	Expected Gestation (days)*	Carc Wgt (kgs)	Car Conf	Age at finish (days)	Dairy Calving Records	DBWS eligible **
AA6682	HW LORD HORATIO	150	98	3.2	99	-2.6	278	11	0.89	-19	34581	Yes
AA7506	TOWER TOMMIE	167	105	3	99	-3.5	277	10.5	0.84	-16	14964	Yes
AA9607	SHANAWAY VENGABUS	187	114	3.2	99	-4.5	276	13	0.7	-19	3842	Yes

AA6682 **HW LORD HORATIO**

Short Gestation | High CBV | Use On: Maidens, 2nd Calvers, Cows, Mature Cows

- Farmer favourite, proven for calving ease and calf quality

AA7506 **TOWER TOMMIE**

Short Gestation | High CBV | Use On: Maidens, 2nd Calvers, Cows, Mature Cows

- High Beef Sub Index €105 = High CBV calves

AA9607 **SHANAWAY VENGABUS**

Short Gestation | High CBV | Use On: Maidens, 2nd Calvers, Cows, Mature Cows

- One of the best AA available on DBI (€187)

AAM196 Triple Mix Angus

Code	Name	DBI	Beef Sub Index	Dairy Cow Calv. diff %	Dairy Cow Calv. Rel	Gestation (days)	Expected Gestation (days)*	Carc Wgt (kgs)	Car Conf	Age at finish (days)	Dairy Calving Records	DBWS eligible **
AA8472	TUBRIDMORE TWOMEY	164	102	2.9	99	-3.4	277	8.9	0.6	-19	10026	Yes
AA1320	SWANKY VALENTINO	151	94	2.7	93	-2.4	278	6.7	0.74	-20	467	Yes
AA1431	DEELISH WINGMAN	150	92	2.2	91	-1.9	278	12.7	0.71	-10	329	Yes

AA8472 **TUBRIDMORE TWOMEY**

Short Gestation | High CBV | Use On: Maidens, 2nd Calvers, Cows, Mature Cows

- In the Top 1% of AA for gestation length (-3.4 days)

AA1320 **SWANKY VALENTINO**

Short Gestation | High CBV | Use On: Maidens, 2nd Calvers, Cows, Mature Cows

- Excellent calf quality matched with calving ease

AA1431 **DEELISH WINGMAN**

High CBV | Use On: Maidens, 2nd Calvers, Cows, Mature Cows

- Exciting bull with high carcass weight and calving ease

*Expected gestation is the expected gestation of progeny when used on cows with an average index for gestation.
**Eligibility for the Dairy Beef Welfare Scheme for calves born in 2025

Very High Satisfaction With Munster Bovine Customers

Triple Mix - 3 Sires in 1 Straw

Better Opportunity Of Getting Your Cows In Calf!

AAM161 Triple Mix Angus

Code	Name	DBI	Beef Sub Index	Dairy Cow Calv. diff %	Dairy Cow Calv. Rel	Gestation (days)	Expected Gestation (days)*	Carc Wgt (kgs)	Car Conf	Age at finish (days)	Dairy Calving Records	DBWS eligible **
AA8472	TUBRIDMORE TWOMEY	164	102	2.9	99	-3.4	277	8.9	0.6	-19	10026	Yes
AA4089	INTELAGRI MATTEO	176	102	2.6	99	-3.8	276	9.8	0.85	-18	40694	Yes
AA4631	GABRIEL PAT	163	101	2.8	99	-2.9	277	11.2	0.67	-23	25288	Yes

AA8472 **TUBRIDMORE TWOMEY**

Short Gestation | High CBV | Use On: Maidens, 2nd Calvers, Cows, Mature Cows

- In the Top 1% of AA for gestation length (-3.4 days)

AA4089 **INTELAGRI MATTEO**

Short Gestation | High CBV | Use On: Maidens, 2nd Calvers, Cows, Mature Cows

- Legend! Quality and calving ease

AA4631 **GABRIEL PAT**

Short Gestation | High CBV | Use On: Maidens, 2nd Calvers, Cows, Mature Cows

- Proven for Calving ease & Beef traits

HEM155 Triple Mix Hereford

Code	Name	DBI	Beef Sub Index	Dairy Cow Calv. diff %	Dairy Cow Calv. Rel	Gestation (days)	Expected Gestation (days)*	Carc Wgt (kgs)	Car Conf	Age at finish (days)	Dairy Calving Records	DBWS eligible **
HE9550	SOLPOLL 1 WATSON PP	130	110	4.3	97	-0.9	279	9.5	0.79	-25	1179	Yes
HE9610	MIDFORD 1 WHIZZBANG PP	98	107	4.4	97	1.4	282	10.3	0.62	-20	1340	Yes
HE9382	GOULDINGPOLL 1 NIJINSKY PP	105	86	4.2	99	-0.7	279	4.6	0.86	-19	7894	Yes

HE9550 **SOLPOLL 1 WATSON PP**

PP Homopolled | Short Gestation | High CBV | Use On: Maidens, 2nd Calvers, Cows, Mature Cows

- High Beef SI (€110) = High CBV calves

HE9610 **MIDFORD 1 WHIZZBANG PP**

PP Homopolled | High CBV | Use On: Maidens, 2nd Calvers, Cows, Mature Cows

- Exceptionally high carcass weight Hereford (10 kg)

HE9382 **GOULDINGPOLL 1 NIJINSKY PP**

PP Homopolled | Short Gestation | High CBV | Use On: Maidens, 2nd Calvers, Cows, Mature Cows

- Proven for caving ease with over 7,800 records

*Expected gestation is the expected gestation of progeny when used on cows with an average index for gestation.
**Eligibility for the Dairy Beef Welfare Scheme for calves born in 2025

WAGYU CALF PRODUCTION

WARRENDALE WAGYU IRELAND

Founded in the UK in 2017, Warrendale Wagyu has grown to partner with over 800 farmers and manage more than 65,000 cattle. In 2024, Warrendale Wagyu Ireland was established and has been steadily expanding ever since.

With established supply agreements across retail and foodservice sectors, Warrendale Wagyu is actively seeking new dairy farmers to join its growing programme. Delivering Irish dairy farmers a structured, sustainable, and reliable outlet for their calves, supporting long-term profitability and growth.

BENEFITS OF WAGYU

- Calves with high vigour
- Easy calving
- Free on farm calf collection services
- Fixed price for both male and female calves
- Guaranteed outlet for calves
- Cows go back in calf easier

PRODUCING WAGYU

We are looking to partner with forward thinking Irish dairy farmers to inseminate the very best wagyu genetics in the world and to give this premium product the best start in life.

Priority is placed on cows with low maintenance scores and herds with exceptional calf husbandry when selecting participants for the programme.

When will Wagyu be bought?

Wagyu calves have to be 28 days old with a target weight of 45kg before leaving the dairy farm.

Haulage

A complimentary on-farm collection service is offered to all dairy farmers.

OUR PRODUCTION CRITERIA:

Requirements

- All participating farmers must be part of the ICBF National Genotyping Programme or willing to join.
- Only farmers who are Bord Bia Quality Assured are eligible to supply calves.
- Cows with Jersey genetics are not permitted within this programme.

Adequate Colostrum

- All of our dairy farmers are required to administer a minimum of 3 litres of colostrum within the first few hours after birth.

First Vaccinations

- All calves must receive their first pneumonia vaccination before leaving their place of birth.

DNA, EID, BVD Tagging

- All calves must undergo DNA testing as part of the National Genotype Programme.
- The cost of the DNA tags will be the responsibility of the dairy farmer.
- Calves are not permitted to leave the dairy farm until both BVD and DNA test results have been received and approved.

MUNSTER BOVINE
Collectively Improving Farm Life

For more information on our Wagyu production system please contact our Production Manager **Cathal Doyle**:

085 2077942

cathal.doyle@wagyufarmers.ie

MUNSTER BOVINE
Collectively Improving Farm Life

Make more informed decisions to control and manage SCC with our **New Bulk Tank Milk Test**

genocells

Genocells will allow Milk Recording customers to identify the **highest contributors to Bulk Tank SCC** by analysing a single bulk tank milk sample.

It is based on matching the genotype (DNA code) of the cow to her DNA in the somatic cells in the bulk tank sample.

This service is ideally suited to Milk Recording customers whose herds are genotyped and need additional SCC surveillance throughout the year.

QUICK, SIMPLE AND ACCURATE:

1. Genotype cows
2. Send us a bulk milk sample
3. Receive a report of your top 10 cows

3488	3467	3477	3428
15.2%	11.8%	10.1%	8.4%

Genocells is **now available** as a service to Munster Bovine Milk Recording customers.

What must I do to take part in Genocells?

- All cows must be Genotyped prior to participating in the Genocells programme.
- The herd must be a member of ICBF HerdPlus.
- The herd must be signed up to complete 4 milk recordings in the calendar year.
- At least one milk recording must be completed before a Genocells test can take place.

For more info, contact us today!

022 43228

IN ASSOCIATION WITH icbf

info@munsterbovine.ie munsterbovine.ie

Milk Recording

A Crucial Role in Guiding Decision Making for Performance and Profitability.



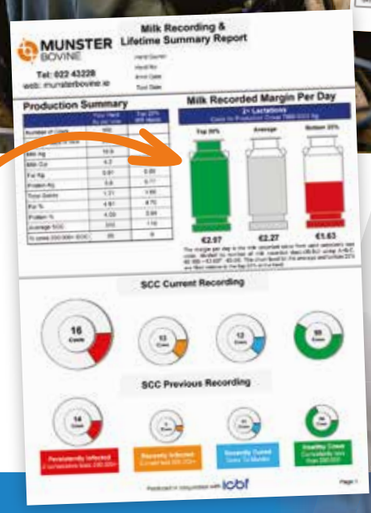

Green Healthy Cows

Breeding from your better performing higher genetic merit cows will drive genetic gain and improve future performance. This group of cows are ideal for sexed semen.

Double Reds

Cows that are red on Lactation to Date (LTD) Margin / Day and Lifetime Margin Per Day - Consider removing from the herd or ensure that you are breeding these cows to high Dairy Beef Index with high Carcass Weight Subindex dairy beef bulls. Critical that replacements are not generated from these cows.

> *Milk recording is the most important thing that I do on the farm. Tracking production, tracking milk, fat and protein for each individual cow. Without milk recording, it's like driving a tractor with no steering wheel!*
>
> SEAN KEARNEY
> Milk Recording in Kilbehenny, Mitchelstown, Co. Cork for decades

Sean's Dad Jim started the milk recording routine on their farm almost ***70 years ago***. Jim has witnessed some remarkable changes in this service over the decades and this rich tradition has been passed on to Sean and is delivering for the Kearneys.

MUNSTER BOVINE

For more information call **022 43228**

info@munsterbovine.ie munsterbovine.ie

SAFETY FOCUS –
Protect the AI technician, the animal and yourself.

It is the responsibility of all herdowners to make every effort to ensure that anyone working with animals on their farm leaves injury free, having successfully completed their job in a safe and stress-free manner. Our team of 160 AI technicians work long hours under time pressure during the peak mating season. They are at risk of serious injury from kicks and crushing when working in a vulnerable position behind the cow or heifer.

Prevent animals causing injury

- Known dangerous animals should always be marked for culling and never presented for insemination.
- Bulling animals are a danger to themselves and the people around them – keep all children and inexperienced animal handlers out of harm's way.
- Never isolate bulling animals – leave them in pairs or small groups for company.

Example – self-locking head gate

Example – Vet gate

Protect your AI technician, yourself, and the animals

Safe facilities to avoid injury

- Stop cows backing on the AI technician – Restrain cows with a functional head gate or backing bar.
- Prevent cows crushing the AI technician – always use a properly closing back gate or a vet gate at the front of the crush.
- The crush must be strong enough and the floor clean to prevent cows falling and slipping.
- In slippy collecting yards and crushes, a scatter of sand on the concrete will provide immediate grip. Do it daily during the AI season.
- Make sure that there is an escape route from the collecting yard so anyone can get away from an aggressive animal.
- Before the breeding season starts, make sure the crush is fit for purpose, moving parts greased, and broken metal repaired with no sharp projections. The floor should be non-slip and clean.
- Batch crushes are always preferred when high numbers are being inseminated.
- Your AI Technician and your vet can advise you on any required changes to your crush design to make it safer.

Example – anti backing bar

Good facilities, good job

Plan big synch's - organize before the main season to ensure AI tech and bull availability

Large numbers of cows/Heifers for AI, Groups for synchronisation

- Plan – Talk to your AI technician well in advance of the breeding season so the technician can be fully prepared for your needs.
- If planning a synchronisation job, make sure your facilities are suitable for the numbers involved and our AI technician will be able to carry out the work efficiently and safely.
- Be organized – know the bulls needed and the correct recipients in advance.
- For large synchronisation jobs using multiple bulls, it may be possible to batch the animals according to the bull being used.
- For large synchronisation jobs, your AI technician may be able to arrange a team of technicians if enough advance notice is given.
- Be present – your help is always invaluable.
- For synch programmes, have enough help so cows can be segregated properly, and our AI technicians can work efficiently and safely.

Example – escape route

Example – Batch crushes

Example – Batch crushes

Grip in the collecting areas and the crush – a little sand goes a long way.

Biosecurity

Always have a washing and disinfection point for your AI technician to use when arriving and leaving your farm so they can always remain biosecure.

AI Technician Service

THE CORNERSTONE OF OUR BUSINESS

Pride in our team of AI technicians.

As a group, they endeavour to deliver the highest standards of AI service to Munster Bovine customers. This is achieved through technical excellence in semen handling and insemination coupled with the ability to cope with the intensity of the Irish breeding season. Each Technician's commitment to providing the best possible service to herd owners is well acknowledged and clearly evident from herdowner feedback. Maximising conception rates is a key driver to achieving a high 6 week calving rate and a low empty rate which are both key drivers of performance and profitability in our seasonal calving grass-based production systems.

Dennis Howard
Technical Manager

THE BEST TECHNOLOGY

Each AI Technician is equipped with the best equipment to optimise semen handling and insemination. All Technicians also use the latest handheld technology to ensure accuracy of work and a seamless delivery of service.

THE POWER OF THE TEAM

With over 160 Technicians covering the Munster area, the team has the scope to deliver for all our customers at peak when over 12,000 inseminations per day are completed. As well as covering each other, they can also team up for large sync jobs when required.

THE BEST SUPPORT

A huge background effort goes in to supporting the Technician service especially during peak. From the lab team in Mallow to our courier team that deliver liquid nitrogen and semen to the 25 depots around the region, a huge logistical effort takes place during peak.

THE BEST BACKUP

Our Technicians have the full support of their area managers, the veterinary team, the laboratory team and breeding advisors and are encouraged to seek advice for any queries they or the herdowner might have.

TRAINING AND MONITORING

Our Technicians receive continuous training to ensure they are fully up to date with genetics and any new technical developments. All Munster Bovine Technicians are continuously monitored to ensure they are achieving the best possible performance and operating to the highest standards.

DEDICATED TEXT NUMBER FOR BOOKING AI TECHNICIAN CALL SERVICE.
Simply **TEXT HERD NO.** to **086 387 6259** before 12 noon
Mon-Fri & before 10am Sat, Sun and Bank Holidays for same day service

MUNSTER BOVINE

Herd Health Programme

HASSLE FREE!

Milk samples are collected from your bulk tank at 4 strategic times during the year.

BENEFITS OF HERD HEALTH

- **Improve herd performance** - Maximise the potential of your herd by minimising disease and optimising herd management.
- **Reduce antibiotic usage** - Reducing disease, improving nutrition and ensuring consistently low SCC/Mastitis will reduce the need for antibiotics.
- **Only dose when required** - Using your results to help avoid overuse of dosing products which can lead to anthelminthic resistance developing on your farm.
- **Peace of mind** - Knowing that your cows are healthy and performing as they should offers huge reassurance to herdowners.

The Munster Bovine Herd Health Veterinary Team visiting UCD Lyons Estate 2025

A Number of Programme Options Available On Sign Up:

MUNSTER BOVINE RECOMMENDS

Gold Programme*
INCLUDED: Testing and end of year vet meeting
€399 /Herd

Silver Programme*
INCLUDED: Testing and Munster Vet phone support
€330 /Herd

Bronze Programme*
INCLUDED: Testing only
€280 /Herd

Please note that all results can also be emailed to Herd Owners own VET at no Extra cost if participating in Gold or Silver programmes.

Standard Herd Health Fee for all non milk recording customers for all programmes - €499/Herd.

2025 TESTS INCLUDED: IBR, BVD, Lepto, Neospora, Liver Fluke, Salmonella, Stomach worms, Mycoplasma bovis and Digital Dermatitis.

2026 TESTING SCHEDULE AVAILABLE IN SPRING 2026

> *The Munster Bovine Herd Health programme gives an overview on the health status of the herd, for example you can see if the worm burden has increased, or if there is any other underlying issue in the herd. Then to have this information for your vet is essential so that accurate decisions can be made on what course of action to take.*

TOM O'CONNELL
Gurteen Dairy Farm, Co. Cork

All herd health results are available in FarmOps and a farm vaccination calendar can be created and stored.

FarmOps also records health events, produces Bord Bia compliant remedy reports, and provides treatment and dosage guides for different remedies.

MUNSTER BOVINE

SIGN UP TODAY!

FarmOps
Right Task. Right Time

For more information call **022 43228**

info@munsterbovine.ie munsterbovine.ie

OUR TEAM

Tom Baker
Commercial Manager
087 3832001

West Cork

Declan Keating
FRM / Sales Advisor
086 8164024

David Buckley
Breeding Advisor
086 3962114

North Cork

Joe O'Flynn
FRM / Sales Advisor
086 4030646

Jack Walsh
Breeding Advisor
087 1030356

South Cork

Anthony Buckley
FRM / Sales Advisor
087 4946052

Tom Tobin
Breeding Advisor
087 2758061

Limerick

John Ryan
FRM / Sales Advisor
086 8352700

Jack Walsh
Breeding Advisor
087 1030356

Clare Galway

John Meehan
FRM / Sales Advisor
086 6054723

Donal Coppinger
Breeding Advisor - Galway
087 3159166

Kerry

James Egan
FRM / Sales Advisor
086 3650665

Jack Walsh
Breeding Advisor
087 1030356

East Cork /West Waterford

Billy Fitzgerald
FRM / Sales Advisor
086 4126727

David Mc Grath
Breeding Advisor
087 2241573

Tipperary / Mitchelstown

Graham Swanton
FRM / Sales Advisor
087 7420965

Ben Slee
Breeding Advisor
087 2902031

Stephen Shannon
Production & Type Specialist
087 1152381

DEDICATED TEXT NUMBER FOR BOOKING AI TECHNICIAN CALL SERVICE. SIMPLY TEXT HERD NO. TO 086 387 6259 BEFORE 12 NOON MON-FRI & BEFORE 10AM SAT, SUN AND BANK HOLIDAYS FOR SAME DAY SERVICE.

MUNSTER BOVINE
Collectively Improving Farm Life

Main Office
Ballyvorisheen, Mallow,
Co. Cork, P51 YF57
t: 022 43228
e: info@munsterbovine.ie
w: www.munsterbovine.ie

MCB_DS2025